


294090-0040/294090-0030 Pump Plunger HP3 Series Technical File

SKU1: Z1Y32940900040

SKU2: Z1L32940900040



294090-0040/294090-0030 Pump Plunger HP3 Series Technical File**Content**

1. 294090-0040/294090-0030 Pump Plunger Introduction.....	2
1.1. 294090-0040/294090-0030 Pump Plunger Basic Information.....	2
1.2. 294090-0040/294090-0030 Pump Plunger Common Part Number	2
1.3. 294090-0040/294090-0030 Pump Plunger Parameter	3
1.4. 294090-0040/294090-0030 Pump Plunger Specifications And Dimensions.....	3
1.5. 294090-0040/294090-0030 Pump Plunger Quality Control	3
1.6. 294090-0040/294090-0030 Pump Plunger Customized Service.....	3
1.7. 294090-0040/294090-0030 Pump Plunger Packing List and Package Size	4
1.8. 294090-0040/294090-0030 Pump Plunger Testing Standard and Certificate.....	5
1.9. 294090-0040/294090-0030 Pump Plunger Warranty Instructions	6
1.10. 294090-0040/294090-0030 Pump Plunger Manufacturer	7
2. 294090-0040/294090-0030 Pump Plunger Technical Support	7
2.1. 294090-0040/294090-0030 Pump Plunger Installation.....	7
2.2. 294090-0040/294090-0030 Pump Plunger Not Working Normally.....	8
2.3. 294090-0040/294090-0030 Pump Plunger Causes of Being Damaged	8
2.4. 294090-0040/294090-0030 Pump Plunger Technical Support Obtaining Methods	9
3. 294090-0040/294090-0030 Pump Plunger Purchase and Delivery	9
3.1. 294090-0040/294090-0030 Pump Plunger Purchase Payment Term	9
3.2. 294090-0040/294090-0030 Pump Plunger Main Sales Markets	9
3.3. 294090-0040/294090-0030 Pump Plunger Declaration Requirements.....	9
3.4. 294090-0040/294090-0030 Pump Plunger Shipping Ways	10
3.5. 294090-0040/294090-0030 Pump Plunger Lead Time	10
3.6. 294090-0040/294090-0030 Pump Plunger Logistics Time for Destination Out of China's Areas.....	10
3.7. 294090-0040/294090-0030 Pump Plunger Packing	10
4. 294090-0040/294090-0030 Pump Plunger Storage Standard.....	12
5. Company Information.....	12
5.1. Company Introduction.....	13
5.2. Salesmen's Contact Information	14
6. Copyright Statement.....	14

294090-0040/294090-0030 Pump Plunger HP3 Series Technical File

1. 294090-0040/294090-0030 Pump Plunger Introduction

1.1. 294090-0040/294090-0030 Pump Plunger Basic Information

Title	294090-0040/294090-0030 HP3 Series Pump Plunger	Quality
SKU1	Z1Y32940900040	Re-manufactured
SKU2	Z1L32940900040	

1.2. 294090-0040/294090-0030 Pump Plunger Common Part Number

(1) Pump Plunger Exchange Information

Pump Plunger	Pump Plunger Part Number	Universal Part Number	Universal Part Number
Pump Plunger 15	294090-0040	294090-0800	294090-0690
Pump Plunger 16	294090-0030	294090-0850	294090-0690

(2) Pump Plunger Application Information

Oil Pump Part Number	OE Number	Vehicle Brand	Engine Number
294000-0200	22100-E0320	HINO	J05D
294000-0259	22100-E0330	HINO	J05D
294000-0294	33100-45700	HYUNDA	0404
294000-0822	/	HYUNDAI	/
294000-1122	/	ISUZU	1002
294000-1130	SX001-14381	HINO	/
294000-1150	1111010C000000	FAWDE	0909
294000-1330	33100-48700	HYUNDAI	1007
294000-1420	21344450	/	/
294000-1430	11110107300000	FAWDE	1007

(3) Pump Plunger Common Writing

294090-0040, 294090-0030, 294090-0800, 294090-0850, 294090-0690, 294090-0690

1.3. 294090-0040/294090-0030 Pump Plunger Parameter

Adaptation System: **Common Rail System**

Pump Plunger Series: **HP3 Series**

Pump Plunger Type: **High Pressure Common Rail Pump Plunger**

1.4. 294090-0040/294090-0030 Pump Plunger Specifications And Dimensions

Pump Plunger Size: **16cm* 11cm *9cm**

Pump Plunger Net Weight: **1400g**

Pump Plunger Gross Weight: **1500g**

Pump Plunger Quality: **Re-manufactured**

Pump Plunger Package Size: **18cm* 13cm *11cm**

Pump Plunger MOQ: **1 Pieces**

1.5. 294090-0040/294090-0030 Pump Plunger Quality Control

(1) Pump Plunger Testing

All pump plungers are tested for electrical characteristics, accuracy, high temperature, low temperature, withstand voltage, leakage, durability, and various working conditions.

(2) Pump Plunger Assembling

For the quality control of the pump plunger production and installation process, our company strictly follows the standard product installation data and product installation steps to install.

(3) Pump Plunger Inspection

The factory inspection of the pump plunger is undergone full inspection, random inspection, and batch inspection three inspections. Different brands of test benches are used to test the same pump plunger for more than three times for factory inspection, and the pump plunger installation testing environment are progressed in dust-free workshop.

1.6. 294090-0040/294090-0030 Pump Plunger Customized Service

(1) **Pump Plunger Customized Service Coverage:** Meet the customized needs of OEM manufacturers for shell lettering, logo engraving, pump plunger internal packaging, pump plunger external packaging and labels customized, etc.



White Neutral Packaging Box

(2) Pump Plunger Customized Service Requirements:

The quantity of customized pump plungers shall not be less than **10 pieces**.






The quantity of customized pump plunger packages shall not be less than **1000 pieces**.

When customized products involve the need of specify logo, the OEM manufacturer needs to provide trademark authorization and the sample of logo image file.

▲ **Once the customized pump plunger is sold, it cannot be returned or exchanged if there are no quality problems.**

1.7. 294090-0040/294090-0030 Pump Plunger Packing List and Package Size

(1) Pump Plunger Spare Parts List

No.	1	2	3
Image			
Name	Pump Plunger	Bubble Bag	White Anti-rust Bag
Description	Pump plunger part number: 294090-0040/294090-0030	Prevent the pump plunger from being damaged by external forces	Prevent pump plunger from rusting
No.	4	5	6
Image			/
Name	Desiccant	Pump Plunger Packing Box	/
Description	Prevent pump plunger from rusting; absorb moisture	Place the pump plunger and pump plunger accessories	/

▲ Minors are prohibited from using the pump plunger assembly, O-rings, pump plunger housing covers, oil return covers, VCI anti-rust bags, and bubble bags to avoid personal injury.

▲ The pump plunger housing cover and oil return cover are recyclable accessories and can be recycled.

▲ VCI anti-rust bags and bubble bags are non-degradable materials. Please dispose of them properly after use.

▲ The pump plunger and the installation parts guide tube should be treated with appropriate sealing oil during installation.

(2) Pump Plunger Box Size



No.	Name	Pump Plunger Packing Size (cm)
1	Pump Plunger Box	18*13*11

1.8. 294090-0040/294090-0030 Pump Plunger Testing Standard and Certificate

Shumatt can provide the factory quality inspection test report of each pump plunger to ensure that each pump plunger delivered meets the engine performance indicators.

BOTEN		测试报告		4.05.2019 10:42:09	
承做企业: _____					
电话: _____		地址: _____			
传真: _____		检测人: _____			
客户登记: _____					
电话: _____		送检单位: _____			
传真: _____		客户姓名: _____			
检测描述: _____					
零件名称: _____		标准号: _____			
型号-零件号: _____					
制造商: _____					
检测结果					
报告编号: CB0002-GS11					
	检测结果前	参考值范围	试验标准值	标准公差带	
ICAR TEST:	3.8	— 3 —	6.5	30.0 ± 1.0	✓
Back:	3.8	4	75.7	48.0 ± 2.0	✓
WARM:	3.8	127.3 ± 10.5	C)	— 3 —	✗
Max:	20.5	218.3 ± 14.4	C)	— 2 —	✓
TL:	28.4	24.0 ± 0.5	C)	— 2 —	✓
LL:	18.1	75.0 ± 4.8	C)	— 4 —	✓
VE:	3.2	4.0 ± 1.0	C)	— 4 —	✓

☐ 打印
 ☐ 保存

检测员签名: _____

1.9. 294090-0040/294090-0030 Pump Plunger Warranty Instructions

(1) Product Warranty Conditions and Instructions

It is necessary to provide pictures, videos, or test reports detected by the pump plunger inspection equipment when the pump plunger is abnormal during use as evidence to feed back to the salesman. Abnormal conditions are properly explained such as: 1.Smoke, 2. Engine shake, 3. Difficulty starting the engine, 4. Engine noise, 5. oil leakage etc.

(2) Pump Plunger Warranty Coverage

Within 15 days after customer receives the 294090-0040/294090-0030 pump plunger, if there is a performance failure and the product has no appearance damage, customer can choose to replace it or repair it;

If the 294090-0040/294090-0030 pump plunger has performance problems during the warranty period (6-12 months), and it is confirmed that it is product's problems after testing, you can contact our salesmen to replace the same model or a reworked product with the same performance for free;

If the pump plunger house has obvious scratches, it can only be repaired and it will be returned as it is if the product is confirmed to be fault-free.

⚠ Tips: For products not covered by warranty, our company can provide paid maintenance services. For products after paid repaired, the same performance problem will have a free warranty period within 3 months from the date of repairing.

(3) Pump Plunger Out of Warranty Coverage

- ① The warranty period has expired.
- ② Pump plunger failure caused by high temperature, high pressure, humidity, rain and snow, saline-alkali land, earthquake, and used in abnormal environment.
- ③ Customer disassembles or repairs the pump plunger personally resulting in damage to the pump plunger.
- ④ Pump plunger damage caused by man-made reasons (throwing, strong magnetic field magnetization, set fire).
- ⑤ Pump plunger failure or pump plunger damage caused by non-pump plunger design, technology, manufacturing, quality, and other issues.
- ⑥ Pump plunger failure due to system pressure exceeding system approved pressure.
- ⑦ Pump plunger failure caused by system voltage exceeding approved voltage.
- ⑧ Pump plunger failure caused by impurities (water, lead, aluminum powder, iron powder, sulfide) in the system fuel exceeding the standard requirements.
- ⑨ Pump plunger failure caused by not installing according to the tightening torque specified in the vehicle engine maintenance manual (the tightening torque is too large or too small).
- ⑩ Pump plunger failure caused by not following the installation angle specified in the vehicle engine maintenance manual.
- 11 Pump plunger failure caused by not following the cleaning requirements specified in the vehicle engine maintenance manual.
- 12 Pump plunger failure caused by failure to replace consumable parts as specified in the vehicle engine maintenance manual.
- 13 Pump plunger failure caused by not complying with the intake system fit clearance and exhaust system fit clearance requirements specified in the vehicle engine maintenance manual.
- 14 Failure to replace the consumable parts and the fitting clearance of the oil inlet system pipeline and the pump plunger connection in accordance with the fuel intake system specified in the vehicle engine maintenance manual.

1.10. 294090-0040/294090-0030 Pump Plunger Manufacturer

Pump Plunger Manufacturer: Shenzhen Shumatt Technology Co., Ltd

2. 294090-0040/294090-0030 Pump Plunger Technical Support**2.1. 294090-0040/294090-0030 Pump Plunger Installation****(1) 294090-0040/294090-0030 Pump Plunger Installation Precautions:**

⚠ The replacement of the pump plunger must strictly follow the electrical system, the approved pressure of the low-pressure fuel intake system, the approved pressure of the high-pressure fuel circuit system, and fuel system replacement consumables requirements (including the low-pressure fuel circuit system filter and the high-pressure fuel circuit) specified in the vehicle engine maintenance manual.

⚠ Replacement of wearing parts of the fuel system, cleaning requirements for the connection between the fuel system and the pump plunger, the fitting clearance of the pump plunger connection, the installation angle and tightening torque of the pump plunger, the fitting clearance of the intake system, and

the fitting clearance of the exhaust system to ensure the service life of the engine and the normal operation of the pump plunger.

⚠ When installing the pump plunger on the engine, it is necessary to clean the engine block, cylinder head and other parts connected to the pump plunger, and ensure that there is no dust, carbon deposits, water, rust spots, etc.

⚠ When installing the pump plunger on the engine, please carefully check the components related to the installation of the pump plunger, such as the pump plunger pressure plate, screw, pump plunger rod and other accessories are not deformed, and install it in strict accordance with the operation steps of the engine maintenance manual.

⚠ It is forbidden to operate the bare pump plunger for a long time in an environment with serious dust pollution and corrosion to iron products.

⚠ It is forbidden to operate the bare pump plunger for a long time in a strong magnetic field environment.

2.2. 294090-0040/294090-0030 Pump Plunger Not Working Normally

- (1) There is air in the oil circuit of the engine fuel system.
- (2) Vehicle oil pump's oil supply system is not normal.
- (3) Engine common rail system oil leakage or pressure limiting valve damage.
- (4) There is a short circuit, cutting out and poor contact in the wiring harness connected to the pump plunger of the vehicle.
- (5) The long-term placement of the pump plunger causes the anti-rust oil to solidify, and the internal components are stuck or the oil holes are blocked.

⚠ Before installing, carefully check whether other components in the common rail system except the pump plunger are damaged to prevent the pump plunger from not working properly after being replaced.

2.3. 294090-0040/294090-0030 Pump Plunger Causes of Being Damaged

- (1) Didn't operate properly according to engine maintenance manual during disassembly or installation, resulting in damage to the pump plunger.
- (2) The fuel oil used for the vehicle does not meet the standard cause damage to the pump plunger, such as: the water content in the fuel oil exceeds the standard, iron powder, aluminum powder, sulfide impurities exceed the standard, etc.
- (3) The engine is not regularly maintained according to the engine maintenance manual (please refer to the vehicle maintenance manual for the maintenance mileage). For example, failure to replace the lubricating oil of the engine system for a long time will cause abnormal wear of the engine, excessive exhaust gas volume or a large amount of carbon deposits inside the engine. The filter is not replaced during maintenance or the replaced filter cannot reach the original filter standard. all above reasons can cause damage to the pump plunger.

- (4) The abrasion of the pump plunger produces iron powder and aluminum powder enter the pump plunger and cause damage to the pump plunger.
- (5) The deformation and abrasion of fuel tank result in iron powder or aluminum powder entering the pump plunger and causing damage to the pump plunger.
- (6) The pump plunger is damaged due to replacement or adjustment of the relevant parts of the pump plunger. For example, the valve clearance does not meet the standard after the engine is repaired, the replacement or modification of the wiring harness connected to the pump plunger fails to meet the original standard.
- (7) The engine is overheated and overloaded for a long-time working result in damage to the pump plunger.
- (8) The pump plunger will be damaged naturally at the end of its working life.
- (9) The pump plunger is magnetized (pump plunger parts' magnetic exceeded) causing the pump plunger to not work properly.

⚠ Before replacing the pump plunger, please check the engine parts carefully according to the engine maintenance manual to avoid the pump plunger being damaged again after replacement.

2.4. 294090-0040/294090-0030 Pump Plunger Technical Support Obtaining Methods

- (1) Pump Plunger Technical File, visit <http://shumatt.com> to get the technical file.
- (2) Pump Plunger Technical Videos

YouTube: https://www.youtube.com/channel/UCByvYBx7ViV_mAfxh_Hu-aw to get the technical videos, constantly follow can get more information.

Shumatt: Visit <http://shumatt.com> to get the technical videos.

- (3) Pump Plunger Information Query Software
TruckBook Parts EPC APP, Android/Apple App Store download and install, visit <http://shumatt.com> to get the download and installation tutorial
- (4) Search The fuel Pump Plunger test data through TruckBook Parts EPC APP.

3. 294090-0040/294090-0030 Pump Plunger Purchase and Delivery

3.1. 294090-0040/294090-0030 Pump Plunger Purchase Payment Term

Payment Terms: T/T, PayPal, Alipay, WeChat

⚠ Please contact our salesmen for specific payment information.

3.2. 294090-0040/294090-0030 Pump Plunger Main Sales Markets

Pump Plunger Main Sales Markets: Asia, Europe, North America, South America, Africa etc.

3.3. 294090-0040/294090-0030 Pump Plunger Declaration Requirements

Shumatt can assist customers to provide the following documents for import customs clearance:

contract, invoice, packing list, bill of lading, insurance policy, certificate of origin, etc.

3.4. 294090-0040/294090-0030 Pump Plunger Shipping Ways

Destination in China Areas: SF Express, Debon Express, the corresponding logistics company can be provided according to customer requirements in special cases.

Destinations Out of China's Areas: DHL, UPS, FedEx, TNT air, ocean or other shipping methods required by customers.

3.5. 294090-0040/294090-0030 Pump Plunger Lead Time

Lead Time: Send out within 3 – 7 working days after receiving payment (Except for special products and special cases)

3.6. 294090-0040/294090-0030 Pump Plunger Logistics Time for Destination Out of China's Areas

DHL Logistics Time:

Country or Region of Departure	Hong Kong, China	Other Countries or Regions of Asia	Australia and New Zealand	Europe	America	Other Countries
China's Mainland	7 Days	7 Days	8 Days	8 Days	8-12 Days	7-10 Days

UPS Logistics Time: Country or Region of Departure: China's Mainland

Country of Destination	Estimated Arrival Time	Country of Destination	Estimated Arrival Time	Country of Destination	Estimated Arrival Time
Japan	3 Days	UK	5-7Days	Egypt	5-7 Days
Turkey	5-7 Days	Singapore	3 Days	Switzerland	5-7 Days
Bahrain	5-7 Days	Latvia	7-10 Days	New Zealand	7-10 Days
Sri Lanka	5-7 Days	Thailand	3 Days	Austria	5-7 Days
Romania	5-7 Days	Vietnam	3-5 Days	Estonia	5-7 Days
Malaysia	3-5 Days	Israel	5-7 Days	Mexico	7-10 Days
France	5-7 Days	America	5-7 Days	United Arab Emirates	5-7 Days
Italy	5-7 Days	Netherlands	5-7 Days	Bengal	7-10 Days
Lebanon	5-7 Days	Philippine	3-5 Days	Greece	7-10 Days
South Korea	3 Days	Spain	5-7 Days	Myanmar	5-7 Days
Canada	5-7 Days	Germany	5-7 Days	Saudi Arabia	7-10 Days
Portugal	5-7 Days	Australia	5-7 Days	South Africa	7-10 Days
Denmark	5-7 Days	Belgium	5-7 Days	Ukraine	7-10 Days
India	7-10 Days	Qatar	7-10 Days	Poland	5-7 Days
Indonesia	3-5 Days	Morocco	7-10 Days	Pakistan	7-10 Days
Kuwait	7-10 Days	/	/	/	/

⚠ The logistics time is for reference only and is subject to the actual arrival.

3.7. 294090-0040/294090-0030 Pump Plunger Packing

Mob/Whatsapp: +86 13410541523

Email : ruby@shumatt.com

© 2025 Shenzhen Shumatt Technology Co., Ltd

Tel: +8675523215133

Website : www.shumatt.com

Domestic Express Packaging: Usually wrapped in waterproof scotch tape, such as picture No. 1.

International Express Packaging: Wrapped with waterproof yellow tape After wrapping the black protective film, such as picture No. 2.

Pallet Shipping: Use fumigation free and recycling trays that meet export requirements, and use white wrapping protective film to wrap and bind with cable ties for the outside, such as picture No. 3, also, the products can be packaged according to customers' requirements.

⚠ The packing tray is made of plastic and can be recycled.

⚠ Transparent tape, yellow tape, black wrapping protective film, white wrapping protective film are non-degradable materials, please dispose of them properly.

⚠ Minors are prohibited from using transparent tape, yellow tape, black wrapping protective film, and white wrapping protective film to avoid personal injury.



Pic No. 1



Pic No. 2

Domestic express packaging:

Wrapped with Transparent tape

International express packaging:

Wrapped with yellow tape after wrapping black protective film



Pic No. 3

Pallet shipment: Use pallets that meet export requirements and wrap with white plastic wrap and tie.

4. 294090-0040/294090-0030 Pump Plunger Storage Standard

(1) Choose a Suitable Storage Place

The warehouse and cargo yard where the pump plunger is stored should be kept clean and dry, and away from the factory buildings that generate harmful gases and dust; do not mix with acids, alkali, salt, and other substances; the storage place should have a good drainage system; the cargo yard should be flattened with gravel or furnace ash etc. to enhance the water permeability of the surface layer to keep the reservoir area dry.

(2) Strict Requirements of Warehousing

Strict inspections should be carried out when the pump plungers are put into storage, the surface cleaning work should be done well to remove water traces, oil stains, ashes, and other dirt, remove the rust and do anti-rust treatment in time. Packaged pump plungers must be protected from damage.

(3) Keep The Warehouse Dry And Preventing Moisture

The relative humidity is usually below 70% for the pump plungers placed in the room, and the corrosion of the pump plungers is significantly reduced.

Pump plungers must be stored in the warehouse, and they are forbidden to store in the same warehouse with commodities with high water content.

(4) Stack Properly

After the pump plunger is exposed to rain, the corrosion rate will increase significantly. The purpose of sealing is to isolate the pump plunger from rainwater and humid air, so the warehouse window should be checked in time to avoid rainwater entering the warehouse.

If the pump plunger package is damaged, it should be repaired or replaced; when the package is damp, the packaging material should be dried; if the original anti-corrosion and oil applied at the factory is found to be damaged or dried up, it should be cleaned and re-applied oil in time.



It is forbidden to leave the pump plunger exposed in the air for a long time.



It is forbidden to store acids, alkalis, salts, and other substances together with the pump plunger.



The unpacked pump plunger must be rust-proof during secondary storage.

5. Company Information



5.1. Company Introduction

Chinese Name: 深圳市舒马特科技有限公司

English Name: Shenzhen Shumatt Technology Co., Ltd


 **Mob Phone/WeChat:** +86-13410541523


 **HK Telephone:** +852-67653519

 **Telephone:** +86-755-23215133


 **Email:** ruby@shumatt.com

 **Website:** www.shumatt.com

 **Shenzhen Office:** 11-12, Floor 14, Building 13, Qinchengda Building, Exit A, Honglang North Subway Station, Bao'an District, Shenzhen, China's Mainland

 **Shenzhen Office:** Exit C, Qiao Touxu Metro Station, NO. 66 Chongqing Road, Fuhai Avenue, Bao'an District, Shenzhen, China Mainland

 **Hong Kong Office:** Jianfa Street Industrial Zone, Tuen Mun, New Territories, Hong Kong, China

 **After-sales Service Address:** Please contact our salesmen to obtain and provide the corresponding product maintenance reasons (Reference: [1.9. 294090-0040/294090-0030_Pump Plunger Warranty Instructions](#))

Mob/Whatsapp: +86 13410541523

Email : ruby@shumatt.com

© 2025 Shenzhen Shumatt Technology Co., Ltd

Tel: +8675523215133

Website : www.shumatt.com

5.2. Salesmen's Contact Information

No.	Name	WeChat/WhatsApp	Email
1	Ruby	+86-13410541523	ruby@shumatt.com
2	Ivy	+86-18025299821	sales@shumatt.com
3	Rebecca	+86-18025349821	sales01@shumatt.com
4	Janny	+86-18028749821	sales02@shumatt.com
5	Sam	+86-13316859821	Sales8@shumatt.com
6	Natalie	+86- 18938945856	sales15@shumatt.com
7	Ada	+86-1342286353	sales5@shumatt.com
8	Hison Li	+86-18318811871	web@shumatt.com
9	Mecca	+86-18938948618	sales11@shumatt.com
10	Eric	+86 18319033618	sales3@shumatt.com
11	Wayne (Joaquín en español)	+86-13316959821	wayne@shumatt.com
12	Sylvia	+86 18312499884	sales6@shumatt.com
Visit http://shumatt.com to obtain the latest information of salesmen			
PS: Shumatt's salesmen's emails are all end with @shumatt.com			

6. Copyright Statement

The copyright of any contents (including but not limited to parameters, data, text, charts, images, sounds, or videos, etc.) provided in “*294090-0040/294090-0030 Pump Plunger HP3 Series Technical File*” belong to Shenzhen Shumatt Technology Co., Ltd. Without the prior written permission of Shenzhen Shumatt Technology Co., Ltd., you are not allowed to modify any contents in “*294090-0040/294090-0030 Pump Plunger HP3 Series Technical File*” in any way. At the same time, any conditions to spread, repost, display the contents of “*294090-0040/294090-0030 Pump Plunger HP3 Series Technical File*” should indicate that the cited article is from Shenzhen Shumatt Technology Co., Ltd., Any actions failure to follow above conditions to use “*294090-0040/294090-0030 Pump Plunger HP3 Series Technical File*” will violate the “*Copyright Law of the People's Republic of China*” and other laws and regulations and the provisions of relevant international conventions.