

22282198 Electronic Unit Injector F2 Series Technical File

SKU: Z1K300022282198



22282198 Electronic Unit Injector F2 Series Technical File

Content

1. 22282198 Electronic Unit Injector Introduction.....	2
1.1. 22282198 Electronic Unit Injector Basic Information.....	2
1.2. 22282198 Electronic Unit Injector Common Part Number.....	2
1.3. 22282198 Electronic Unit Injector Parameter	2
1.4. 22282198 Electronic Unit Injector Specifications And Dimensions.....	2
1.5. 22282198 Electronic Unit Injector Quality Control	2
1.6. 22282198 Electronic Unit Injector Customized Service.....	3
1.7. 22282198 Electronic Unit Injector Packing List and Package Size.....	3
1.8. 22282198 Electronic Unit Injector Testing Standard and Certificate.....	5
1.9. 22282198 Electronic Unit Injector Warranty Instructions	5
1.10. 22282198 Electronic Unit Injector Manufacturer.....	6
2. 22282198 Electronic Unit Injector Technical Support	6
2.1. 22282198 Electronic Unit Injector Use Location	6
2.2. 22282198 Electronic Unit Injector Installation.....	7
2.3. 22282198 Electronic Unit Injector Not Working Normally.....	8
2.4. 22282198 Electronic Unit Injector Causes of Being Damaged.....	8
2.5. 22282198 Electronic Unit Injector Technical Support Obtaining Methods	9
3. 22282198 Electronic Unit Injector Purchase and Delivery	9
3.1. 22282198 Electronic Unit Injector Purchase Payment Term.....	9
3.2. 22282198 Electronic Unit Injector Main Sales Markets	9
3.3. 22282198 Electronic Unit Injector Declaration Requirements.....	9
3.4. 22282198 Electronic Unit Injector Shipping Ways	9
3.5. 22282198 Electronic Unit Injector Lead Time	9
3.6. 22282198 Electronic Unit Injector Logistics Time for Destination Out of China's Areas	9
3.7. 22282198 Electronic Unit Injector Packing.....	10
4. 22282198 Electronic Unit Injector Storage Standard	11
5. Company Information.....	12
5.1. Company Introduction.....	12
5.2. Salesmen's Contact Information	13
6. Copyright Statement.....	13

22282198 Electronic Unit Injector F2 Series Technical File**1. 22282198 Electronic Unit Injector Introduction****1.1. 22282198 Electronic Unit Injector Basic Information**

Title	22282198 Electronic Unit Injector F2 Series	Quality
SKU	Z1K300022282198	Re-manufactured

1.2. 22282198 Electronic Unit Injector Common Part Number**(1) Electronic Unit Injector Exchange Information**

Injector Part Number	Common Part Number	Common Part Number	Common Part Number
22282198	BEBE1R12101	BEBE1R12201	BEBE1R12001

(2) Electronic Unit Injector Application Information

Vehicle Model	Engine Model	Engine Model
VOLVO	/	/

(3) Electronic Unit Injector Common Writing

22282198, BEBE1R12101, BEBE1R12201, BEBE1R12001

1.3. 22282198 Electronic Unit Injector ParameterAdaptation System: **Common Rail System**Electronic Unit Injector Series: **F2 Series**Electronic Unit Injector Type: **Diesel Electronic Unit Injector****1.4. 22282198 Electronic Unit Injector Specifications And Dimensions**Electronic Unit Injector Size: **28cm* 10cm *5cm**Electronic Unit Injector Net Weight: **1150g**Electronic Unit Injector Gross Weight: **1250g**Electronic Unit Injector Quality: **Re-manufactured**Electronic Unit Injector Package Size: **30cm* 12cm *7cm**Electronic Unit Injector MOQ: **4 Pieces****1.5. 22282198 Electronic Unit Injector Quality Control****(1) Electronic Unit Injector Testing**

All electronic unit injectors are tested for electrical characteristics, accuracy, high temperature, low temperature, withstand voltage, leakage, durability, and various working conditions.

(2) Electronic Unit Injector Assembling

For the quality control of the electronic unit injector production and installation process, our company strictly follows the standard product installation data and product installation steps to install.

(3) Electronic Unit Injector Inspection

The factory inspection of the electronic unit injector is undergone full inspection, random inspection, and batch inspection three inspections. Different brands of test benches are used to test the same electronic unit injector for more than three times for factory inspection, and the electronic unit injector installation testing environment are progressed in dust-free workshop.

1.6. 22282198 Electronic Unit Injector Customized Service

(1) Electronic Unit Injector Customized Service Coverage: Meet the customized needs of OEM manufacturers for shell lettering, logo engraving, electronic unit injector internal packaging, electronic unit injector external packaging and labels customized, etc.

	
Electronic Unit Injector Injector Housing Lettering	Electronic Unit Injector Packaging Box and Label

(2) Electronic Unit Injector Customized Service Requirements:

The quantity of customized electronic unit injectors shall not be less than **10 pieces**.




The quantity of customized electronic unit injector packages shall not be less than **1000 pieces**.

Customized products involve the need of specify logo, the OEM manufacturer needs to provide trademark authorization and the sample of logo image file.

⚠ Once the customized electronic unit injector is sold, it cannot be returned or exchanged if there are no quality problems.

1.7. 22282198 Electronic Unit Injector Packing List and Package Size

(1) Electronic Unit Injector Spare Parts List

No.	1	2	3
Image			
Name	Electronic Unit Injector	Injector Nozzle Protection Cover	VCI Anti-rust Bag
Description	Electronic unit injector part number: 22282198	Protect the nozzle hole from contamination and clogging	Prevent electronic unit injectors from rusting

No.	4	5	6
Image			
Name	Lining	Oil Absorbing Paper	Injector packaging box
Description	Prevent the injector from being damaged by external forces	Prevent oil leaks	Place the injector and injector accessories

⚠ Minors are prohibited from using the electronic unit injector assembly, O-rings, electronic unit injector housing covers, oil return covers, VCI anti-rust bags, and bubble bags to avoid personal injury.

⚠ The electronic unit injector housing cover and oil return cover are recyclable accessories and can be recycled.

⚠ VCI anti-rust bags and bubble bags are non-degradable materials. Please dispose of them properly after use.

⚠ The electronic unit injector and the installation parts guide tube should be treated with appropriate sealing oil during installation.

(2) Electronic Unit Injector Box Size



No.	Name	Electronic Unit Injector Packing Size (cm)
1	Electronic Unit Injector Packaging Box	30*12*7

1.8. 22282198 Electronic Unit Injector Testing Standard and Certificate

Shumatt can provide the factory quality inspection test report of each electronic unit injector to ensure that each electronic unit injector delivered meets the engine performance indicators.

BOTEN		测试报告		4.05.2019 10:42:09																																	
<div style="display: flex; justify-content: space-between;"> <div style="width: 60%;"> <p>承办单位: _____</p> <p>电话: _____</p> <p>传真: _____</p> <p>客户地址: _____</p> <p>电话: _____</p> <p>传真: _____</p> </div> <div style="width: 35%;"> <p>地址: _____</p> <p>检测人: _____</p> <p>检测单位: _____</p> <p>客户姓名: _____</p> </div> </div>																																					
<p>检测地址: _____</p>																																					
<div style="display: flex; justify-content: space-between;"> <div style="width: 60%;"> <p>检测名称: _____</p> <p>型号-零件号: _____</p> <p>检测内容: _____</p> </div> <div style="width: 35%;"></div> </div>																																					
<h3>检测结果</h3>																																					
<p>检测器型号: C6000-0511</p>																																					
<table border="1" style="width: 100%; border-collapse: collapse; text-align: center;"> <thead> <tr> <th style="width: 30%;">检测器读数</th> <th style="width: 20%;">理论值/范围</th> <th style="width: 20%;">同轴度/公差</th> <th style="width: 30%;">检测结果</th> </tr> </thead> <tbody> <tr> <td>LEAK TEST: 38</td> <td>— 5 —</td> <td>4.5</td> <td>38.0 ± 5.0 ✔</td> </tr> <tr> <td>Endo: 38</td> <td>4</td> <td>15.0</td> <td>38.0 ± 15.0 ✔</td> </tr> <tr> <td>MAXIM: 38</td> <td>127.5 ± 10.5</td> <td>0.0</td> <td>38.0 ± 10.5 ✘</td> </tr> <tr> <td>Max: 29.5</td> <td>218.5 ± 14.4</td> <td>0.0</td> <td>29.5 ± 14.4 ✔</td> </tr> <tr> <td>TL: 28.4</td> <td>25.0 ± 8.5</td> <td>0.0</td> <td>28.4 ± 8.5 ✔</td> </tr> <tr> <td>EL: 14.4</td> <td>15.0 ± 4.8</td> <td>0.0</td> <td>14.4 ± 4.8 ✔</td> </tr> <tr> <td>WE: 4.7</td> <td>4.5 ± 1.8</td> <td>0.0</td> <td>4.7 ± 1.8 ✔</td> </tr> </tbody> </table>						检测器读数	理论值/范围	同轴度/公差	检测结果	LEAK TEST: 38	— 5 —	4.5	38.0 ± 5.0 ✔	Endo: 38	4	15.0	38.0 ± 15.0 ✔	MAXIM: 38	127.5 ± 10.5	0.0	38.0 ± 10.5 ✘	Max: 29.5	218.5 ± 14.4	0.0	29.5 ± 14.4 ✔	TL: 28.4	25.0 ± 8.5	0.0	28.4 ± 8.5 ✔	EL: 14.4	15.0 ± 4.8	0.0	14.4 ± 4.8 ✔	WE: 4.7	4.5 ± 1.8	0.0	4.7 ± 1.8 ✔
检测器读数	理论值/范围	同轴度/公差	检测结果																																		
LEAK TEST: 38	— 5 —	4.5	38.0 ± 5.0 ✔																																		
Endo: 38	4	15.0	38.0 ± 15.0 ✔																																		
MAXIM: 38	127.5 ± 10.5	0.0	38.0 ± 10.5 ✘																																		
Max: 29.5	218.5 ± 14.4	0.0	29.5 ± 14.4 ✔																																		
TL: 28.4	25.0 ± 8.5	0.0	28.4 ± 8.5 ✔																																		
EL: 14.4	15.0 ± 4.8	0.0	14.4 ± 4.8 ✔																																		
WE: 4.7	4.5 ± 1.8	0.0	4.7 ± 1.8 ✔																																		
<div style="display: flex; justify-content: space-between; align-items: center;"> <div> <input type="checkbox"/> 检测前 <input type="checkbox"/> 重测 </div> <div> 检测日期: _____ </div> </div>																																					

1.9. 22282198 Electronic Unit Injector Warranty Instructions

(1) Product Warranty Conditions and Instructions

It is necessary to provide pictures, videos, or test reports detected by the electronic unit injector inspection equipment when the electronic unit injector is abnormal during use as evidence to feed back to the salesman.

Abnormal conditions are properly explained such as: 1.Smoke, 2. Engine shake, 3. Difficulty starting the engine, 4. Engine noise, 5. oil leakage etc.

(2) Electronic Unit Injector Warranty Coverage

Within 15 days after customer receives the 22282198 electronic unit injector, if there is a performance failure and the product has no appearance damage, customer can choose to replace it or repair it;

If the 22282198 electronic unit injector has performance problems during the warranty period (6-12 months), and it is confirmed that it is product's problems after testing, you can contact our salesmen to replace the same model or a reworked product with the same performance for free;

If the electronic unit injector house has obvious scratches, it can only be repaired and it will be returned as it is if the product is confirmed to be fault-free.



⚠ Tips: For products not covered by warranty, our company can provide paid maintenance services. For products after paid repaired, the same performance problem will have a free warranty period within 3 months from the date of repairing.

(3) Electronic Unit Injector Out of Warranty Coverage

- ① The warranty period has expired.
- ② Electronic unit injector failure caused by high temperature, high pressure, humidity, rain and snow, saline-alkali land, earthquake, and used in abnormal environment.
- ③ Customer disassembles or repairs the electronic unit injector personally resulting in damage to the electronic unit injector.
- ④ Electronic unit injector damage caused by man-made reasons (throwing, strong magnetic field magnetization, set fire).
- ⑤ Electronic unit injector failure or electronic unit injector damage caused by non-electronic unit injector design, technology, manufacturing, quality, and other issues.
- ⑥ Electronic unit injector failure due to system pressure exceeding system approved pressure.
- ⑦ Electronic unit injector failure caused by system voltage exceeding approved voltage.
- ⑧ Electronic unit injector failure caused by impurities (water, lead, aluminum powder, iron powder, sulfide) in the system fuel exceeding the standard requirements.
- ⑨ Electronic unit injector failure caused by not installing according to the tightening torque specified in the vehicle engine maintenance manual (the tightening torque is too large or too small).
- ⑩ Electronic unit injector failure caused by not following the installation angle specified in the vehicle engine maintenance manual.
- 11 Electronic unit injector failure caused by not following the cleaning requirements specified in the vehicle engine maintenance manual.
- 12 Electronic unit injector failure caused by failure to replace consumable parts as specified in the vehicle engine maintenance manual.
- 13 Electronic unit injector failure caused by not complying with the intake system fit clearance and exhaust system fit clearance requirements specified in the vehicle engine maintenance manual.
- 14 Failure to replace the consumable parts and the fitting clearance of the oil inlet system pipeline and the electronic unit injector connection in accordance with the fuel intake system specified in the vehicle engine maintenance manual.

1.10. 22282198 Electronic Unit Injector Manufacturer

Electronic Unit Injector Manufacturer: Shenzhen Shumatt Technology Co., Ltd

2. 22282198 Electronic Unit Injector Technical Support**2.1. 22282198 Electronic Unit Injector Use Location**

- (1) E.g.:** The injector coding is shown below:



No.	Name
A	Nameplate, Logo, Code

2.2. 22282198 Electronic Unit Injector Installation

(1) 22282198 Electronic Unit Injector Installation Precautions:

- ⚠ The replacement of the electronic unit injector must strictly follow the electrical system, the approved pressure of the low-pressure fuel intake system, the approved pressure of the high-pressure fuel circuit system, and fuel system replacement consumables requirements (including the low-pressure fuel circuit system filter and the high-pressure fuel circuit) specified in the vehicle engine maintenance manual.
- ⚠ Replacement of wearing parts of the fuel system, cleaning requirements for the connection between the fuel system and the electronic unit injector, the fitting clearance of the electronic unit injector connection, the installation angle and tightening torque of the electronic unit injector, the fitting clearance of the intake system, and the fitting clearance of the exhaust system to ensure the service life of the engine and the normal operation of the electronic unit injector.
- ⚠ When installing the electronic unit injector on the engine, it is necessary to clean the engine block, cylinder head and other parts connected to the electronic unit injector, and ensure that there is no dust, carbon deposits, water, rust spots, etc.
- ⚠ When installing the electronic unit injector on the engine, please carefully check the components related to the installation of the electronic unit injector, such as the electronic unit injector pressure plate, screw, electronic unit injector rod and other accessories are not deformed, and install it in strict accordance with the operation steps of the engine maintenance manual.
- ⚠ It is forbidden to operate the bare electronic unit injector for a long time in an environment with serious dust pollution and corrosion to iron products.
- ⚠ It is forbidden to operate the bare electronic unit injector for a long time in a strong magnetic field

environment.

2.3. 22282198 Electronic Unit Injector Not Working Normally

- (1) There is air in the oil circuit of the engine fuel system.
- (2) Vehicle oil pump's oil supply system is not normal.
- (3) Engine common rail system oil leakage or pressure limiting valve damage.
- (4) There is a short circuit, cutting out and poor contact in the wiring harness connected to the electronic unit injector of the vehicle.
- (5) The long-term placement of the electronic unit injector causes the anti-rust oil to solidify, and the internal components are stuck or the oil holes are blocked.

⚠ Before installing, carefully check whether other components in the common rail system except the electronic unit injector are damaged to prevent the electronic unit injector from not working properly after being replaced.

2.4. 22282198 Electronic Unit Injector Causes of Being Damaged

- (1) Didn't operate properly according to engine maintenance manual during disassembly or installation, resulting in damage to the electronic unit injector.
- (2) The fuel oil used for the vehicle does not meet the standard cause damage to the electronic unit injector, such as: the water content in the fuel oil exceeds the standard, iron powder, aluminum powder, sulfide impurities exceed the standard, etc.
- (3) The engine is not regularly maintained according to the engine maintenance manual (please refer to the vehicle maintenance manual for the maintenance mileage). For example, failure to replace the lubricating oil of the engine system for a long time will cause abnormal wear of the engine, excessive exhaust gas volume or a large amount of carbon deposits inside the engine. The filter is not replaced during maintenance or the replaced filter cannot reach the original filter standard. all above reasons can cause damage to the electronic unit injector.
- (4) The abrasion of the electronic unit injector produces iron powder and aluminum powder enter the electronic unit injector and cause damage to the electronic unit injector.
- (5) The deformation and abrasion of fuel tank result in iron powder or aluminum powder entering the electronic unit injector and causing damage to the electronic unit injector.
- (6) The electronic unit injector is damaged due to replacement or adjustment of the relevant parts of the electronic unit injector. For example, the valve clearance does not meet the standard after the engine is repaired, the replacement or modification of the wiring harness connected to the electronic unit injector fails to meet the original standard.
- (7) The engine is overheated and overloaded for a long-time working result in damage to the electronic unit injector.
- (8) The electronic unit injector will be damaged naturally at the end of its working life.
- (9) The electronic unit injector is magnetized (electronic unit injector parts' magnetic exceeded) causing the electronic unit injector to not work properly.

⚠ Before replacing the electronic unit injector, please check the engine parts carefully according to the

engine maintenance manual to avoid the electronic unit injector being damaged again after replacement.

2.5. 22282198 Electronic Unit Injector Technical Support Obtaining Methods

(1) Electronic Unit Injector Technical File, visit <http://shumatt.com> to get the technical file.

(2) Electronic Unit Injector Technical Videos

YouTube: https://www.youtube.com/channel/UCByvYBx7ViV_mAfxh_Hu-aw to get the technical videos, constantly follow can get more information.

Shumatt: Visit <http://shumatt.com> to get the technical videos.

(3) Electronic Unit Injector Information Query Software

TruckBook Parts EPC APP, Android/Apple App Store download and install, visit <http://shumatt.com> to get the download and installation tutorial

(4) Search the fuel electronic unit injector test data through TruckBook Parts EPC APP.

3. 22282198 Electronic Unit Injector Purchase and Delivery

3.1. 22282198 Electronic Unit Injector Purchase Payment Term

Payment Terms: T/T, PayPal, Alipay, WeChat



Please contact our salesmen for specific payment information.

3.2. 22282198 Electronic Unit Injector Main Sales Markets

Electronic Unit Injector Main Sales Markets: Asia, Europe, North America, South America, Africa etc.

3.3. 22282198 Electronic Unit Injector Declaration Requirements

Shumatt can assist customers to provide the following documents for import customs clearance: contract, invoice, packing list, bill of lading, insurance policy, certificate of origin, etc.

3.4. 22282198 Electronic Unit Injector Shipping Ways

Destination in China Areas: SF Express, Debon Express, the corresponding logistics company can be provided according to customer requirements in special cases.

Destinations Out of China's Areas: DHL, UPS, FedEx, TNT air, ocean or other shipping methods required by customers.

3.5. 22282198 Electronic Unit Injector Lead Time

Lead Time: Send out within 3 – 7 working days after receiving payment (Except for special products and special cases) .

3.6. 22282198 Electronic Unit Injector Logistics Time for Destination Out of China's Areas

DHL Logistics Time:

Country or Region of Departure	Hong Kong, China	Other Countries or Regions of Asia	Australia and New Zealand	Europe	America	Other Countries
--------------------------------	------------------	------------------------------------	---------------------------	--------	---------	-----------------

China's Mainland	7 Days	7 Days	8 Days	8 Days	8-12 Days	7-10 Days
------------------	--------	--------	--------	--------	-----------	-----------

UPS Logistics Time: Country or Region of Departure: China's Mainland

Country of Destination	Estimated Arrival Time	Country of Destination	Estimated Arrival Time	Country of Destination	Estimated Arrival Time
Japan	3 Days	UK	5-7Days	Egypt	5-7 Days
Turkey	5-7 Days	Singapore	3 Days	Switzerland	5-7 Days
Bahrain	5-7 Days	Latvia	7-10 Days	New Zealand	7-10 Days
Sri Lanka	5-7 Days	Thailand	3 Days	Austria	5-7 Days
Romania	5-7 Days	Vietnam	3-5 Days	Estonia	5-7 Days
Malaysia	3-5 Days	Israel	5-7 Days	Mexico	7-10 Days
France	5-7 Days	America	5-7 Days	United Arab Emirates	5-7 Days
Italy	5-7 Days	Netherlands	5-7 Days	Bengal	7-10 Days
Lebanon	5-7 Days	Philippine	3-5 Days	Greece	7-10 Days
South Korea	3 Days	Spain	5-7 Days	Myanmar	5-7 Days
Canada	5-7 Days	Germany	5-7 Days	Saudi Arabia	7-10 Days
Portugal	5-7 Days	Australia	5-7 Days	South Africa	7-10 Days
Denmark	5-7 Days	Belgium	5-7 Days	Ukraine	7-10 Days
India	7-10 Days	Qatar	7-10 Days	Poland	5-7 Days
Indonesia	3-5 Days	Morocco	7-10 Days	Pakistan	7-10 Days
Kuwait	7-10 Days	/	/	/	/

⚠ The logistics time is for reference only and is subject to the actual arrival.

3.7. 22282198 Electronic Unit Injector Packing

Domestic Express Packaging: Usually wrapped in waterproof scotch tape, such as picture No. 1.

International Express Packaging: Wrapped with waterproof yellow tape After wrapping the black protective film, such as picture No. 2.

Pallet Shipping: Use fumigation free and recycling trays that meet export requirements, and use white wrapping protective film to wrap and bind with cable ties for the outside, such as picture No. 3, also, the products can be packaged according to customers' requirements.

⚠ The packing tray is made of plastic and can be recycled.

⚠ Transparent tape, yellow tape, black wrapping protective film, white wrapping protective film are non-degradable materials, please dispose of them properly.


⚠ Minors are prohibited from using transparent tape, yellow tape, black wrapping protective film, and white wrapping protective film to avoid personal injury.



Pic No. 1

Domestic express packaging:

Wrapped with Transparent tape



Pic No. 2

International express packaging:

Wrapped with yellow tape after wrapping black protective film



Pic No. 3

Pallet shipment: Use pallets that meet export requirements and wrap with white plastic wrap and tie.

4. **22282198 Electronic Unit Injector Storage Standard**

(1) Choose a Suitable Storage Place

The warehouse and cargo yard where the electronic unit injector is stored should be kept clean and dry, and away from the factory buildings that generate harmful gases and dust; do not mix with acids, alkali, salt, and other substances; the storage place should have a good drainage system; the cargo yard should be flattened with gravel or furnace ash etc. to enhance the water permeability of the surface layer to keep the reservoir area dry.

(2) Strict Requirements of Warehousing

Strict inspections should be carried out when the electronic unit injectors are put into storage, the surface cleaning work should be done well to remove water traces, oil stains, ashes, and other dirt, remove the rust and do anti-rust treatment in time. Packaged electronic unit injectors must be protected from damage.

(3) Keep The Warehouse Dry And Preventing Moisture

The relative humidity is usually below 70% for the electronic unit injectors placed in the room, and the corrosion of the electronic unit injectors is significantly reduced.

Electronic unit injectors must be stored in the warehouse, and they are forbidden to store in the same warehouse with commodities with high water content.

(4) Stack Properly

After the electronic unit injector is exposed to rain, the corrosion rate will increase significantly. The purpose of sealing is to isolate the electronic unit injector from rainwater and humid air, so the warehouse window should be checked in time to avoid rainwater entering the warehouse.

If the electronic unit injector package is damaged, it should be repaired or replaced; when the package is damp, the packaging material should be dried; if the original anti-corrosion and oil applied at the factory is found to be damaged or dried up, it should be cleaned and re-applied oil in time.



It is forbidden to leave the electronic unit injector exposed in the air for a long time.



It is forbidden to store acids, alkalis, salts, and other substances together with the electronic unit injector.



The unpacked electronic unit injector must be rust-proof during secondary storage.

5. Company Information



5.1. Company Introduction

Chinese Name: 深圳市舒马特科技有限公司

English Name: Shenzhen Shumatt Technology Co., Ltd



Mob Phone/WeChat: +86-13410541523

Mob/Whatsapp: +86 13410541523


Email : ruby@shumatt.com

© 2025 Shenzhen Shumatt Technology Co., Ltd

Tel: +8675523215133


Website : www.shumatt.com

 **HK Telephone:** +852-67653519

 **Telephone:** +86-755-23215133


 **Email:** ruby@shumatt.com

 **Website:** www.shumatt.com

 **Shenzhen Office:** 11-12, Floor 14, Building 13, Qinchengda Building, Exit A, Honglang North Subway Station, Bao'an District, Shenzhen, China's Mainland

 **Shenzhen Office:** Exit C, Qiao Touxu Metro Station, NO. 66 Chongqing Road, Fuhai Avenue, Bao'an District, Shenzhen, China Mainland

 **Hong Kong Office:** Jianfa Street Industrial Zone, Tuen Mun, New Territories, Hong Kong, China

 **After-sales Service Address:** Please contact our salesmen to obtain and provide the corresponding product maintenance reasons (Reference: [1.9. 22282198 Electronic Unit Injector Warranty Instructions](#))

5.2. Salesmen's Contact Information

No.	Name	WeChat/WhatsApp	Email
1	Ruby	+86-13410541523	ruby@shumatt.com
2	Ivy	+86-18025299821	sales@shumatt.com
3	Rebecca	+86-18025349821	sales01@shumatt.com
4	Janny	+86-18028749821	sales02@shumatt.com
5	Sam	+86-13316859821	Sales8@shumatt.com
6	Natalie	+86- 18938945856	sales15@shumatt.com
7	Ada	+86-1342286353	sales5@shumatt.com
8	Hison Li	+86-18318811871	web@shumatt.com
9	Mecca	+86-18938948618	sales11@shumatt.com
10	Eric	+86 18319033618	sales3@shumatt.com
11	Wayne (Joaquín en español)	+86-13316959821	wayne@shumatt.com
12	Sylvia	+86 18312499884	sales6@shumatt.com
Visit http://shumatt.com to obtain the latest information of salesmen			
PS: Shumatt's salesmen's emails are all end with @shumatt.com			

6. Copyright Statement

The copyright of any contents (including but not limited to parameters, data, text, charts, images, sounds, or videos, etc.) provided in "[22282198 Electronic Unit Injector F2 Series Technical File](#)" belong to Shenzhen Shumatt Technology Co., Ltd. Without the prior written permission of Shenzhen Shumatt Technology Co., Ltd., you are not allowed to modify any contents in "[22282198 Electronic Unit Injector F2](#)"

Mob/Whatsapp: +86 13410541523

Email : ruby@shumatt.com

Tel: +8675523215133

Website : www.shumatt.com

© 2025 Shenzhen Shumatt Technology Co., Ltd

Series Technical File in any way. At the same time, any conditions to spread, repost, display the contents of *"22282198 Electronic Unit Injector F2 Series Technical File"* should indicate that the cited article is from Shenzhen Shumatt Technology Co., Ltd., Any actions failure to follow above conditions to use *"22282198 Electronic Unit Injector F2 Series Technical File"* will violate the *"Copyright Law of the People's Republic of China"* and other laws and regulations and the provisions of relevant international conventions.