

F00VC14072 Injector Nozzle Copper Washer Shim Technical File

SKU: G1Y1F00VC14072



F00VC14072 Injector Nozzle Copper Washer Shim Technical File**Content**

1. F00VC14072 Injector Nozzle Copper Washer Shim Introduction.....	2
1.1. F00VC14072 Injector Nozzle Copper Washer Shim Basic Information.....	2
1.2. F00VC14072 Injector Nozzle Copper Washer Shim Common Part Number.....	2
1.3. F00VC14072 Injector Nozzle Copper Washer Shim Parameter	2
1.4. F00VC14072 Injector Nozzle Copper Washer Shim Specifications And Dimensions.....	2
1.5. F00VC14072 Injector Nozzle Copper Washer Shim Quality Control.....	2
1.6. F00VC14072 Injector Nozzle Copper Washer Shim Customized Service.....	3
1.7. F00VC14072 Injector Nozzle Copper Washer Shim Packing List and Package Size.....	3
1.8. F00VC14072 Injector Nozzle Copper Washer Shim Testing Standard and Certificate.....	5
1.9. F00VC14072 Injector Nozzle Copper Washer Shim Warranty Instructions	6
1.10. F00VC14072 Injector Nozzle Copper Washer Shim Manufacturer.....	7
2. F00VC14072 Injector Nozzle Copper Washer Shim Technical Support.....	7
2.1. F00VC14072 Injector Nozzle Copper Washer Shim Use Location	7
2.2. F00VC14072 Injector Nozzle Copper Washer Shim Installation	8
2.3. F00VC14072 Injector Nozzle Copper Washer Shim Not Working Normally.....	9
2.4. F00VC14072 Injector Nozzle Copper Washer Shim Causes of Being Damaged.....	9
2.5. F00VC14072 Injector Nozzle Copper Washer Shim Technical Support Obtaining Methods	10
3. F00VC14072 Injector Nozzle Copper Washer Shim Purchase and Delivery	10
3.1. F00VC14072 Injector Nozzle Copper Washer Shim Purchase Payment Term	10
3.2. F00VC14072 Injector Nozzle Copper Washer Shim Main Sales Markets.....	10
3.3. F00VC14072 Injector Nozzle Copper Washer Shim Declaration Requirements	10
3.4. F00VC14072 Injector Nozzle Copper Washer Shim Shipping Ways.....	10
3.5. F00VC14072 Injector Nozzle Copper Washer Shim Lead Time.....	10
3.6. F00VC14072 Injector Nozzle Copper Washer Shim Logistics Time for Destination Out of China's Areas.....	11
3.7. F00VC14072 Injector Nozzle Copper Washer Shim Packing.....	11
4. F00VC14072 Injector Nozzle Copper Washer Shim Storage Standard	12
5. Company Information.....	13
5.1. Company Introduction.....	14
5.2. Salesmen's Contact Information.....	14
6. Copyright Statement.....	15

F00VC14072 Injector Nozzle Copper Washer Shim Technical File**1. F00VC14072 Injector Nozzle Copper Washer Shim Introduction****1.1. F00VC14072 Injector Nozzle Copper Washer Shim Basic Information**

Title	F00VC14072 Injector Nozzle Copper Washer Shim	Quality
SKU	G1Y1F00VC14072	China Made New

1.2. F00VC14072 Injector Nozzle Copper Washer Shim Common Part Number**(1) Injector Nozzle Copper Washer Shim Exchange Information**

Injector Part Number	Injector Part Number	Injector Part Number	Injector Part Number	Injector Part Number
/	/	/	/	/

(2) Injector Nozzle Copper Washer Shim Application Information

Vehicle Brand	Vehicle Model	Engine Model	OE Number
/	/	/	/

(3) Injector Nozzle Copper Washer Shim Common Writing

F00VC14072, F 00V C14 072, F00 VC1 4072, F00VC14 072, F 00V C14072, F 00VC14072

1.3. F00VC14072 Injector Nozzle Copper Washer Shim Parameter

Adaptation System: **Common Rail System**

Injector Nozzle Copper Washer Shim Series: **CR11、CR12**

Injector Nozzle Copper Washer Shim Type: **High Pressure Common Rail Injector Nozzle Copper Washer Shim**

1.4. F00VC14072 Injector Nozzle Copper Washer Shim Specifications And Dimensions

Injector Nozzle Copper Washer Shim Size: **9cm* 5cm *2cm**

Injector Nozzle Copper Washer Shim Net Weight: **1.8g**

Injector Nozzle Copper Washer Shim Gross Weight: **180g**

Injector Nozzle Copper Washer Shim Quality: **China Made New**

Injector Nozzle Copper Washer Shim Package Size: **10cm* 6cm *3cm**

Injector Nozzle Copper Washer Shim MOQ: **100 Pieces**

1.5. F00VC14072 Injector Nozzle Copper Washer Shim Quality Control**(1) Injector Nozzle Copper Washer Shim Testing**

All injector nozzle copper washer shims are tested for electrical characteristics, accuracy, high temperature, low temperature, withstand voltage, leakage, durability, and various working conditions.

(2) Injector Nozzle Copper Washer Shim Assembling

For the quality control of the injector nozzle copper washer shim production and installation process, our company strictly follows the standard product installation data and product installation steps to install.

(3) Injector Nozzle Copper Washer Shim Inspection

The factory inspection of the injector nozzle copper washer shim is undergone full inspection, random inspection, and batch inspection three inspections. Different brands of test benches are used to test the same injector nozzle copper washer shim for more than three times for factory inspection, and the injector nozzle copper washer shim installation testing environment are progressed in dust-free workshop.

1.6. F00VC14072 Injector Nozzle Copper Washer Shim Customized Service

(1) **Injector Nozzle Copper Washer Shim Customized Service Coverage:** Meet the customized needs of OEM manufacturers for shell lettering, logo engraving, injector nozzle copper washer shim internal packaging, injector nozzle copper washer shim external packaging and labels customized, etc.

	
Injector Nozzle Copper Washer Shim Packaging	Injector Nozzle Copper Washer Shim Label

(2) Injector Nozzle Copper Washer Shim Customized Service Requirements:

The quantity of customized injector nozzle copper washer shims shall not be less than **10 pieces**.

The quantity of customized injector nozzle copper washer shim packages shall not be less than **1000 pieces**.


Customized products involve the need of specify logo, the OEM manufacturer needs to provide trademark authorization and the sample of logo image file.

▲ **Once the customized injector nozzle copper washer shim is sold, it cannot be returned or exchanged if there are no quality problems.**

1.7. F00VC14072 Injector Nozzle Copper Washer Shim Packing List and Package Size

(1) Injector Nozzle Copper Washer Shim Spare Parts List

No.	1	2	3
Image			
Name	Injector Nozzle Copper Washer Shim	Copper Washer Shim Inner Diameter	Copper Washer Shim Outer Diameter

Description	Injector nozzle copper washer shim part number: F00VC14072	Inner diameter measurement 7mm	Outside diameter measurement 14mm
No.	4	/	/
Image		/	/
Name	Copper Washer Shim Thickness	/	/
Description	2mm	/	/

⚠ Minors are prohibited from using the injector nozzle copper washer shim assembly, O-rings, injector nozzle copper washer shim housing covers, oil return covers, VCI anti-rust bags, and bubble bags to avoid personal injury.

⚠ O-rings and injector nozzle washer shim are one-time installation accessories and need to be replaced when installed again.

⚠ The injector nozzle covers, injector housing cover and oil return cover are recyclable accessories and can be recycled.

⚠ VCI anti-rust bags and bubble bags are non-degradable materials. Please dispose of them properly after use.

⚠ The injector nozzle copper washer shim and the installation parts guide tube should be treated with appropriate sealing oil during installation.

(2) Injector Nozzle Copper Washer Shim Box Size



No.	Name	Injector Nozzle Copper Washer Shim Packing Size (cm)
1	Injector Nozzle Copper Washer Shim Packaging	10*6*3

1.8. F00VC14072 Injector Nozzle Copper Washer Shim Testing Standard and Certificate

Shumatt can provide the factory quality inspection test report of each injector nozzle copper washer shim to ensure that each injector nozzle copper washer shim delivered meets the engine performance indicators.

BOTEN		测试报告		4.05.2019 10:42:09	
<div style="display: flex; justify-content: space-between;"> 承办单位: _____ </div>					
<div style="display: flex; justify-content: space-between;"> 电话: _____ 地址: _____ </div>					
<div style="display: flex; justify-content: space-between;"> 传真: _____ 检测人: _____ </div>					
<div style="display: flex; justify-content: space-between;"> 客户地址: _____ </div>					
<div style="display: flex; justify-content: space-between;"> 电话: _____ 送检单位: _____ </div>					
<div style="display: flex; justify-content: space-between;"> 传真: _____ 客户姓名: _____ </div>					
<div style="display: flex; justify-content: space-between;"> 检测描述: _____ </div>					
<div style="display: flex; justify-content: space-between;"> 检测机构: 康华路 </div>					
<div style="display: flex; justify-content: space-between;"> 型号/零件号: _____ </div>					
<div style="display: flex; justify-content: space-between;"> 检测内容: _____ </div>					

检测结果

检测编号: C95002-6511					
	检测项名称	检测结果	同标准限值	标准限值	
EGAR TEST:	38	— 4 —	C.5	20.0 ± 1.0	✓
Back:	38	4	T5.0	48.0 ± 2.0	✓
WARM:	38	42.5 ± 10.5	C.5	— 4 —	✗
Max:	29.5	218.5 ± 14.4	C.5	— 4 —	✓
TL:	38.4	24.0 ± 0.5	C.5	— 4 —	✓
EL:	14.1	75.0 ± 4.8	C.5	— 4 —	✓
SE:	3.7	4.5 ± 1.6	C.5	— 4 —	✓

ch1

ch2

ch3

ch4

ch5

ch6

ch7

ch8

检测日期:

检测前

检测后

检测师姓名:

1.9. F00VC14072 Injector Nozzle Copper Washer Shim Warranty Instructions

(1) Product Warranty Conditions and Instructions

It is necessary to provide pictures, videos, or test reports detected by the injector nozzle copper washer shim inspection equipment when the injector nozzle copper washer shim is abnormal during use as evidence to feed back to the salesman.

Abnormal conditions are properly explained such as: 1.Smoke, 2. Engine shake, 3. Difficulty starting the engine, 4. Engine noise, 5. oil leakage etc.

(2) Injector Nozzle Copper Washer Shim Warranty Coverage

Within 15 days after customer receives the F00VC14072 injector nozzle copper washer shim, if there is a performance failure and the product has no appearance damage, customer can choose to replace it or repair it;

If the F00VC14072 injector nozzle copper washer shim has performance problems during the warranty period (6-12 months), and it is confirmed that it is product's problems after testing, you can contact our salesmen to replace the same model or a reworked product with the same performance for free;

If the injector nozzle copper washer shim house has obvious scratches, it can only be repaired and it will be returned as it is if the product is confirmed to be fault-free.



Tips: For products not covered by warranty, our company can provide paid maintenance services. For

products after paid repaired, the same performance problem will have a free warranty period within 3 months from the date of repairing.

(3) Injector Nozzle Copper Washer Shim Out of Warranty Coverage

- ① The warranty period has expired.
- ② Injector nozzle copper washer shim failure caused by high temperature, high pressure, humidity, rain and snow, saline-alkali land, earthquake, and used in abnormal environment.
- ③ Customer disassembles or repairs the injector nozzle copper washer shim personally resulting in damage to the injector nozzle copper washer shim.
- ④ Injector nozzle copper washer shim damage caused by man-made reasons (throwing, strong magnetic field magnetization, set fire).
- ⑤ Injector nozzle copper washer shim failure or injector nozzle copper washer shim damage caused by non-injector nozzle copper washer shim design, technology, manufacturing, quality, and other issues.
- ⑥ Injector nozzle copper washer shim failure due to system pressure exceeding system approved pressure.
- ⑦ Injector nozzle copper washer shim failure caused by system voltage exceeding approved voltage.
- ⑧ Injector nozzle copper washer shim failure caused by impurities (water, lead, aluminum powder, iron powder, sulfide) in the system fuel exceeding the standard requirements.
- ⑨ Injector nozzle copper washer shim failure caused by not installing according to the tightening torque specified in the vehicle engine maintenance manual (the tightening torque is too large or too small).
- ⑩ Injector nozzle copper washer shim failure caused by not following the installation angle specified in the vehicle engine maintenance manual.
- 11 Injector nozzle copper washer shim failure caused by not following the cleaning requirements specified in the vehicle engine maintenance manual.
- 12 Injector nozzle copper washer shim failure caused by failure to replace consumable parts as specified in the vehicle engine maintenance manual.
- 13 Injector nozzle copper washer shim failure caused by not complying with the intake system fit clearance and exhaust system fit clearance requirements specified in the vehicle engine maintenance manual.
- 14 Failure to replace the consumable parts and the fitting clearance of the oil inlet system pipeline and the injector nozzle copper washer shim connection in accordance with the fuel intake system specified in the vehicle engine maintenance manual.

1.10. **F00VC14072** Injector Nozzle Copper Washer Shim Manufacturer

Injector Nozzle Copper Washer Shim Manufacturer: Shenzhen Shumatt Technology Co., Ltd

2. **F00VC14072** Injector Nozzle Copper Washer Shim Technical Support

2.1. **F00VC14072** Injector Nozzle Copper Washer Shim Use Location

- (1) E.g.: The position of the copper gasket of the injector nozzle is shown below:



No.	Name
A	Injector Nozzle Copper Washer Shim

2.2. F00VC14072 Injector Nozzle Copper Washer Shim Installation

(1) F00VC14072 Injector Nozzle Copper Washer Shim Installation Precautions:

⚠ The replacement of the injector nozzle copper washer shim must strictly follow the electrical system, the approved pressure of the low-pressure fuel intake system, the approved pressure of the high-pressure fuel circuit system, and fuel system replacement consumables requirements (including the low-pressure fuel circuit system filter and the high-pressure fuel circuit) specified in the vehicle engine maintenance manual.

⚠ Replacement of wearing parts of the fuel system, cleaning requirements for the connection between the fuel system and the injector nozzle copper washer shim, the fitting clearance of the injector nozzle copper washer shim connection, the installation angle and tightening torque of the injector nozzle copper washer shim, the fitting clearance of the intake system, and the fitting clearance of the exhaust system to ensure the service life of the engine and the normal operation of the injector nozzle copper washer shim.

⚠ When installing the injector nozzle copper washer shim on the engine, it is necessary to clean the engine block, cylinder head and other parts connected to the injector nozzle copper washer shim, and ensure that there is no dust, carbon deposits, water, rust spots, etc.

⚠ When installing the injector nozzle copper washer shim on the engine, please carefully check the components related to the installation of the injector nozzle copper washer shim, such as the injector nozzle copper washer shim pressure plate, screw, injector nozzle copper washer shim rod and other accessories are not deformed, and install it in strict accordance with the operation steps of the engine maintenance manual.

⚠ It is forbidden to operate the bare injector nozzle copper washer shim for a long time in an environment with serious dust pollution and corrosion to iron products.

⚠ It is forbidden to operate the bare injector nozzle copper washer shim for a long time in a strong magnetic field environment.

2.3. **F00VC14072** Injector Nozzle Copper Washer Shim Not Working Normally

- (1) There is air in the oil circuit of the engine fuel system.
- (2) Vehicle oil pump's oil supply system is not normal.
- (3) Engine common rail system oil leakage or pressure limiting valve damage.
- (4) There is a short circuit, cutting out and poor contact in the wiring harness connected to the injector nozzle copper washer shim of the vehicle.
- (5) The long-term placement of the injector nozzle copper washer shim causes the anti-rust oil to solidify, and the internal components are stuck or the oil holes are blocked.

⚠ Before installing, carefully check whether other components in the common rail system except the injector nozzle copper washer shim are damaged to prevent the injector nozzle copper washer shim from not working properly after being replaced.

2.4. **F00VC14072** Injector Nozzle Copper Washer Shim Causes of Being Damaged

- (1) Didn't operate properly according to engine maintenance manual during disassembly or installation, resulting in damage to the injector nozzle copper washer shim.
- (2) The fuel oil used for the vehicle does not meet the standard cause damage to the injector nozzle copper washer shim, such as: the water content in the fuel oil exceeds the standard, iron powder, aluminum powder, sulfide impurities exceed the standard, etc.
- (3) The engine is not regularly maintained according to the engine maintenance manual (please refer to the vehicle maintenance manual for the maintenance mileage). For example, failure to replace the lubricating oil of the engine system for a long time will cause abnormal wear of the engine, excessive exhaust gas volume or a large amount of carbon deposits inside the engine. The filter is not replaced during maintenance or the replaced filter cannot reach the original filter standard. all above reasons can cause damage to the injector nozzle copper washer shim.
- (4) The abrasion of the injector nozzle copper washer shim produces iron powder and aluminum powder enter the injector nozzle copper washer shim and cause damage to the injector nozzle copper washer shim.
- (5) The deformation and abrasion of fuel tank result in iron powder or aluminum powder entering the injector nozzle copper washer shim and causing damage to the injector nozzle copper washer shim.
- (6) The injector nozzle copper washer shim is damaged due to replacement or adjustment of the relevant parts of the injector nozzle copper washer shim. For example, the valve clearance does not meet the standard after the engine is repaired, the replacement or modification of the wiring harness connected to the injector nozzle copper washer shim fails to meet the original standard.
- (7) The engine is overheated and overloaded for a long-time working result in damage to the injector nozzle copper washer shim.
- (8) The injector nozzle copper washer shim will be damaged naturally at the end of its working life.

- (9) The injector nozzle copper washer shim is magnetized (injector nozzle copper washer shim parts' magnetic exceeded) causing the injector nozzle copper washer shim to not work properly.

⚠ Before replacing the injector nozzle copper washer shim, please check the engine parts carefully according to the engine maintenance manual to avoid the injector nozzle copper washer shim being damaged again after replacement.

2.5. **F00VC14072** Injector Nozzle Copper Washer Shim Technical Support Obtaining Methods

- (1) Injector Nozzle Copper Washer Shim Technical File, visit <http://shumatt.com> to get the technical file.

- (2) Injector Nozzle Copper Washer Shim Technical Videos

YouTube: https://www.youtube.com/channel/UCByvYBx7VjV_mAfxh_Hu-aw to get the technical videos, constantly follow can get more information.

Shumatt: Visit <http://shumatt.com> to get the technical videos.

- (3) Injector Nozzle Copper Washer Shim Information Query Software

TruckBook Parts EPC APP, Android/Apple App Store download and install, visit <http://shumatt.com> to get the download and installation tutorial

- (4) Search the injector nozzle copper washer shim test data through TruckBook Parts EPC APP.

3. **F00VC14072** Injector Nozzle Copper Washer Shim Purchase and Delivery

3.1. **F00VC14072** Injector Nozzle Copper Washer Shim Purchase Payment Term

Payment Terms: T/T, PayPal, Alipay, WeChat

⚠ Please contact our salesmen for specific payment information.

3.2. **F00VC14072** Injector Nozzle Copper Washer Shim Main Sales Markets

Injector Nozzle Copper Washer Shim Main Sales Markets: Asia, Europe, North America, South America, Africa etc.

3.3. **F00VC14072** Injector Nozzle Copper Washer Shim Declaration Requirements

Shumatt can assist customers to provide the following documents for import customs clearance: contract, invoice, packing list, bill of lading, insurance policy, certificate of origin, etc.

3.4. **F00VC14072** Injector Nozzle Copper Washer Shim Shipping Ways

Destination in China Areas: SF Express, Debon Express, the corresponding logistics company can be provided according to customer requirements in special cases.

Destinations Out of China's Areas: DHL, UPS, FedEx, TNT air, ocean or other shipping methods required by customers.

3.5. **F00VC14072** Injector Nozzle Copper Washer Shim Lead Time

Lead Time: Send out within 3 – 7 working days after receiving payment (Except for special products and special cases).


3.6. F00VC14072 Injector Nozzle Copper Washer Shim Logistics Time for Destination Out of China's Areas

DHL Logistics Time:

Country or Region of Departure	Hong Kong, China	Other Countries or Regions of Asia	Australia and New Zealand	Europe	America	Other Countries
China's Mainland	7 Days	7 Days	8 Days	8 Days	8-12 Days	7-10 Days

UPS Logistics Time: Country or Region of Departure: China's Mainland

Country of Destination	Estimated Arrival Time	Country of Destination	Estimated Arrival Time	Country of Destination	Estimated Arrival Time
Japan	3 Days	UK	5-7Days	Egypt	5-7 Days
Turkey	5-7 Days	Singapore	3 Days	Switzerland	5-7 Days
Bahrain	5-7 Days	Latvia	7-10 Days	New Zealand	7-10 Days
Sri Lanka	5-7 Days	Thailand	3 Days	Austria	5-7 Days
Romania	5-7 Days	Vietnam	3-5 Days	Estonia	5-7 Days
Malaysia	3-5 Days	Israel	5-7 Days	Mexico	7-10 Days
France	5-7 Days	America	5-7 Days	United Arab Emirates	5-7 Days
Italy	5-7 Days	Netherlands	5-7 Days	Bengal	7-10 Days
Lebanon	5-7 Days	Philippine	3-5 Days	Greece	7-10 Days
South Korea	3 Days	Spain	5-7 Days	Myanmar	5-7 Days
Canada	5-7 Days	Germany	5-7 Days	Saudi Arabia	7-10 Days
Portugal	5-7 Days	Australia	5-7 Days	South Africa	7-10 Days
Denmark	5-7 Days	Belgium	5-7 Days	Ukraine	7-10 Days
India	7-10 Days	Qatar	7-10 Days	Poland	5-7 Days
Indonesia	3-5 Days	Morocco	7-10 Days	Pakistan	7-10 Days
Kuwait	7-10 Days	/	/	/	/

 The logistics time is for reference only and is subject to the actual arrival.

3.7. F00VC14072 Injector Nozzle Copper Washer Shim Packing

Domestic Express Packaging: Usually wrapped in waterproof scotch tape, such as picture No. 1.

International Express Packaging: Wrapped with waterproof yellow tape After wrapping the black protective film, such as picture No. 2.

Pallet Shipping: Use fumigation free and recycling trays that meet export requirements, and use white wrapping protective film to wrap and bind with cable ties for the outside, such as picture No. 3, also, the products can be packaged according to customers' requirements.

 The packing tray is made of plastic and can be recycled.

 Transparent tape, yellow tape, black wrapping protective film, white wrapping protective film are

non-degradable materials, please dispose of them properly.



Minors are prohibited from using transparent tape, yellow tape, black wrapping protective film, and white wrapping protective film to avoid personal injury.



Pic No. 1

Domestic express packaging:

Wrapped with Transparent tape



Pic No. 2

International express packaging:

Wrapped with yellow tape after wrapping black protective film



Pic No. 3

Pallet shipment: Use pallets that meet export requirements and wrap with white plastic wrap and tie.

4. **F00VC14072** Injector Nozzle Copper Washer Shim Storage Standard

(1) Choose a Suitable Storage Place

The warehouse and cargo yard where the injector nozzle copper washer shim is stored should be kept clean and dry, and away from the factory buildings that generate harmful gases and dust; do not mix with acids, alkali, salt, and other substances; the storage place should have a good drainage system; the cargo yard should be flattened with gravel or furnace ash etc. to enhance the water permeability of the surface layer to keep the reservoir area dry.

(2) Strict Requirements of Warehousing

Strict inspections should be carried out when the injector nozzle copper washer shims are put into

storage, the surface cleaning work should be done well to remove water traces, oil stains, ashes, and other dirt, remove the rust and do anti-rust treatment in time. Packaged injector nozzle copper Washer Shims must be protected from damage.

(3) Keep The Warehouse Dry And Preventing Moisture

The relative humidity is usually below 70% for the injector nozzle copper washer shims placed in the room, and the corrosion of the injector nozzle copper washer shims is significantly reduced.

Injector nozzle copper washer shims must be stored in the warehouse, and they are forbidden to store in the same warehouse with commodities with high water content.

(4) Stack Properly

After the injector nozzle copper washer shim is exposed to rain, the corrosion rate will increase significantly. The purpose of sealing is to isolate the injector nozzle copper washer shim from rainwater and humid air, so the warehouse window should be checked in time to avoid rainwater entering the warehouse.

If the injector nozzle copper washer shim package is damaged, it should be repaired or replaced; when the package is damp, the packaging material should be dried; if the original anti-corrosion and oil applied at the factory is found to be damaged or dried up, it should be cleaned and re-applied oil in time.

⚠ It is forbidden to leave the injector nozzle copper washer shim exposed in the air for a long time.

⚠ It is forbidden to store acids, alkalis, salts, and other substances together with the injector nozzle copper washer shim.

⚠ The unpacked injector nozzle copper washer shim must be rust-proof during secondary storage.

5. Company Information



5.1. Company Introduction

Chinese Name: 深圳市舒马特科技有限公司

English Name: Shenzhen Shumatt Technology Co., Ltd


 **Mob Phone/WeChat:** +86-13410541523


 **HK Telephone:** +852-67653519

 **Telephone:** +86-755-23215133


 **Email:** ruby@shumatt.com

 **Website:** www.shumatt.com

 **Shenzhen Office:** 11-12, Floor 14, Building 13, Qinchengda Building, Exit A, Honglang North Subway Station, Bao'an District, Shenzhen, China's Mainland

 **Shenzhen Office:** Exit C, Qiao Touxu Metro Station, NO. 66 Chongqing Road, Fuhai Avenue, Bao'an District, Shenzhen, China Mainland

 **Hong Kong Office:** Jianfa Street Industrial Zone, Tuen Mun, New Territories, Hong Kong, China

 **After-sales Service Address:** Please contact our salesmen to obtain and provide the corresponding product maintenance reasons (Reference: [1.9. F00VC14072 Injector Nozzle Copper Washer Shim Warranty Instructions](#))

5.2. Salesmen's Contact Information

No.	Name	WeChat/WhatsApp	Email
1	Ruby	+86-13410541523	ruby@shumatt.com
2	Ivy	+86-18025299821	sales@shumatt.com
3	Rebecca	+86-18025349821	sales01@shumatt.com
4	Janny	+86-18028749821	sales02@shumatt.com
5	Sam	+86-13316859821	Sales8@shumatt.com
6	Natalie	+86-18938945856	sales15@shumatt.com
7	Ada	+86-1342286353	sales5@shumatt.com
8	Hison Li	+86-18318811871	web@shumatt.com
9	Mecca	+86-18938948618	sales11@shumatt.com
10	Eric	+86 18319033618	sales3@shumatt.com
11	Wayne (Joaquín en español)	+86-13316959821	wayne@shumatt.com
12	Sylvia	+86 18312499884	sales6@shumatt.com
Visit http://shumatt.com to obtain the latest information of salesmen			
PS: Shumatt's salesmen's emails are all end with @shumatt.com			

Mob/Whatsapp: +86 13410541523

Email : ruby@shumatt.com

Tel: +8675523215133

Website : www.shumatt.com

© 2025 Shenzhen Shumatt Technology Co., Ltd

6. Copyright Statement

The copyright of any contents (including but not limited to parameters, data, text, charts, images, sounds, or videos, etc.) provided in “**F00VC14072 Injector Nozzle Copper Washer Shim Technical File**” belong to Shenzhen Shumatt Technology Co., Ltd. Without the prior written permission of Shenzhen Shumatt Technology Co., Ltd., you are not allowed to modify any contents in “**F00VC14072 Injector Nozzle Copper Washer Shim Technical File**” in any way. At the same time, any conditions to spread, repost, display the contents of “**F00VC14072 Injector Nozzle Copper Washer Shim Technical File**” should indicate that the cited article is from Shenzhen Shumatt Technology Co., Ltd., Any actions failure to follow above conditions to use “**F00VC14072 Injector Nozzle Copper Washer Shim Technical File**” will violate the “*Copyright Law of the People's Republic of China*” and other laws and regulations and the provisions of relevant international conventions.