

094040-0421 Fuel Pump PCV Valve HP0 Series Technical File

SKU: G1L30940400421



094040-0421 Fuel Pump PCV Valve HP0 Series Technical File**Content**

1. 094040-0421 Fuel Pump PCV Valve Introduction	2
1.1. 094040-0421 Fuel Pump PCV Valve Basic Information	2
1.2. 094040-0421 Fuel Pump PCV Valve Common Part Number	2
1.3. 094040-0421 Fuel Pump PCV Valve Parameter	2
1.4. 094040-0421 Fuel Pump PCV Valve Specifications And Dimensions	2
1.5. 094040-0421 Fuel Pump PCV Valve Quality Control	2
1.6. 094040-0421 Fuel Pump PCV Valve Customized Service	3
1.7. 094040-0421 Fuel Pump PCV Valve Packing List and Package Size	3
1.8. 094040-0421 Fuel Pump PCV Valve Testing Standard and Certificate	5
1.9. 094040-0421 Fuel Pump PCV Valve Warranty Instructions	6
1.10. 094040-0421 Fuel Pump PCV Valve Manufacturer	7
2. 094040-0421 Fuel Pump PCV Valve Technical Support	7
2.1. 094040-0421 Fuel Pump PCV Valve Part Number Position	7
2.2. 094040-0421 Fuel Pump PCV Valve Installation	8
2.3. 094040-0421 Fuel Pump PCV Valve Not Working Normally	9
2.4. 094040-0421 Fuel Pump PCV Valve Causes of Being Damaged	9
2.5. 094040-0421 Fuel Pump PCV Valve Technical Support Obtaining Methods	10
3. 094040-0421 Fuel Pump PCV Valve Purchase and Delivery	10
3.1. 094040-0421 Fuel Pump PCV Valve Purchase Payment Term	10
3.2. 094040-0421 Fuel Pump PCV Valve Main Sales Markets	10
3.3. 094040-0421 Fuel Pump PCV Valve Declaration Requirements	10
3.4. 094040-0421 Fuel Pump PCV Valve Shipping Ways	10
3.5. 094040-0421 Fuel Pump PCV Valve Lead Time	11
3.6. 094040-0421 Fuel Pump PCV Valve Logistics Time for Destination Out of China's Areas	11
3.7. 094040-0421 Fuel Pump PCV Valve Packing	11
4. 094040-0421 Fuel Pump PCV Valve Storage Standard	12
5. Company Information	13
5.1. Company Introduction	14
5.2. Salesmen's Contact Information	14
6. Copyright Statement	15

094040-0421 Fuel Pump PCV Valve HP0 Series Technical File**1. 094040-0421 Fuel Pump PCV Valve Introduction****1.1. 094040-0421 Fuel Pump PCV Valve Basic Information**

Title	094040-0421 Fuel Pump PCV Valve HP0 Series	Quality
SKU	G1L30940400421	China Made New

1.2. 094040-0421 Fuel Pump PCV Valve Common Part Number**(1) Fuel Pump PCV Valve Exchange Information**

Fuel Pump PCV Valve Part Number	Compatible Number
094040-0421	/

(2) Fuel Pump PCV Valve Application Information

Applicable Fuel Pump	OE Number	Car Model	Engine Model
094000-0166	8-94392713-2	ISUZU	0001
094000-0305	8-94392769-2		0201
094000-0400	8-97602488-0		0208
094000-0700	127677-51100	YANMAR	0805

(3) Fuel Pump PCV Valve Common Writing

094040-0421

1.3. 094040-0421 Fuel Pump PCV Valve ParameterAdaptation System: **Common Rail System**Fuel Pump PCV Valve Series: **HP0**Fuel Pump PCV Valve Type: **High Pressure Pump, CR System****1.4. 094040-0421 Fuel Pump PCV Valve Specifications And Dimensions**Fuel Pump PCV Valve Size: **9cm* 5cm *5 cm**Fuel Pump PCV Valve Net Weight: **450**Fuel Pump PCV Valve with Package Weight: **500**Fuel Pump PCV Valve Quality: **China Made New**Fuel Pump PCV Valve Package Size: **11 cm*7cm *7cm**Fuel Pump PCV Valve Type: **High Pressure Common Rail Fuel Pump PCV Valve**Fuel Pump PCV Valve MOQ: **1 Pieces****1.5. 094040-0421 Fuel Pump PCV Valve Quality Control****(1) Fuel Pump PCV Valve Testing**

All fuel pump PCV valves are tested for electrical characteristics, accuracy, high temperature, low

temperature, withstand voltage, leakage, durability, and various working conditions.

(2) Fuel Pump PCV Valve Assembling



For the quality control of the fuel pump PCV valve production and installation process, our company strictly follows the standard product installation data and product installation steps to install.

(3) Fuel Pump PCV Valve Inspection

The factory inspection of the fuel pump PCV valve is undergone full inspection, random inspection, and batch inspection three inspections. Different brands of test benches are used to test the same fuel pump PCV valve for more than three times for factory inspection, and the fuel pump PCV valve installation testing environment are progressed in dust-free workshop.

1.6. 094040-0421 Fuel Pump PCV Valve Customized Service

(1) Fuel Pump PCV Valve Customized Service Coverage: Meet the customized needs of OEM manufacturers for shell lettering, logo engraving, fuel pump PCV valve internal packaging, fuel pump PCV valve external packaging and labels customized, etc.

	
Fuel Pump PCV Valve Housing lettering	Fuel Pump PCV Valve Packaging

(2) Fuel Pump PCV Valve Customized Service Requirements:

The quantity of customized fuel pump PCV valves shall not be less than **10 pieces**.




The quantity of customized fuel pump PCV valve packages shall not be less than **1000 pieces**.


Customized products involve the need of specify logo, the OEM manufacturer needs to provide trademark authorization and the sample of logo image file.

⚠ Once the customized fuel pump PCV valve is sold, it cannot be returned or exchanged if there are no quality problems.

1.7. 094040-0421 Fuel Pump PCV Valve Packing List and Package Size

(1) Fuel Pump PCV Valve Spare Parts List

No.	1	2	3
Image			
Name	Fuel Pump PCV Valve Assembly	Anti-Rust Bags	Lining
Description	Fuel Pump PCV Valve Number 094040-0421	Prevent Fuel pump PCV Valve from Rusting	Prevent the Fuel Pump PCV Valve from being Damaged by External Forces

No.	4	5	6
Image		/	/
Name	Fuel Pump PCV Valve Packaging Box	/	/
Description	Place the Fuel Pump PCV Valve and Fuel Pump PCV Valve Accessories	/	/

⚠ Minors are prohibited from using the fuel pump PCV valve assembly, O-rings, fuel inlet protection cover, fuel pump PCV valve housing protection cover, oil return protection cover, VCI anti-rust bag, and bubble bag to avoid personal injury.

⚠ The O-ring is a one-time installation accessory and needs to be replaced when it is installed again.

⚠ The oil inlet protective cover, fuel pump PCV valve housing protective cover, and oil return protective cover are recyclable accessories and can be recycled.

⚠ VCI anti-rust bags and bubble bags are non-degradable materials. Please dispose of them properly after use.

⚠ The fuel pump PCV valve and the matching installation parts guide tube should be treated with appropriate sealing oil during installation.

(2) Fuel Pump PCV Valve Box Size



No.	Name	Fuel Pump PCV Valve Packing Size (cm)
1	Fuel Pump PCV Valve Packaging Box	11*7*7

1.8. 094040-0421 Fuel Pump PCV Valve Testing Standard and Certificate

Shumatt can provide the factory quality inspection test report of each fuel pump PCV valve to ensure that each Fuel Pump PCV Valve delivered meets the engine performance indicators.

BOTEN		测试报告		4.05.2019 10:42:09	
承办单位: _____					
电话: _____		地址: _____			
传真: _____		检测人: _____			
客户登记: _____					
电话: _____		送检单位: _____			
传真: _____		客户姓名: _____			
检测描述: _____					
客户名称: 康泰源					
型号-零件号: _____					
检测商: _____					
检测结果					
报告编号: C96002-6511					
	检测结果	参考标准	判定标准	检测结果	
ICAR TEST:	3.8	— 3 —	6.5	20.0 ± 1.0	✓
Back:	3.8	4	75.0	20.0 ± 1.0	✓
WARM:	3.8	127.3 ± 10.5	C)	— 3 —	✗
Max:	20.5	20.0 ± 1.4	C)	— 2 —	✓
TL:	28.4	24.0 ± 0.5	C)	— 2 —	✓
EL:	14.1	15.0 ± 4.8	C)	— 4 —	✓
VE:	3.2	4.0 ± 1.0	C)	— 4 —	✓

☐ 合格 ☐ 不合格

检测日期: _____

1.9. 094040-0421 Fuel Pump PCV Valve Warranty Instructions

(1) Product Warranty Conditions and Instructions

It is necessary to provide pictures, videos, or test reports detected by the fuel pump PCV valve inspection equipment when the fuel pump PCV valve is abnormal during use as evidence to feed back to the salesman.

Abnormal conditions are properly explained such as: 1.Smoke, 2. Engine shake, 3. Difficulty starting the engine, 4. Engine noise, 5. oil leakage etc.

(2) Fuel Pump PCV Valve Warranty Coverage

Within 15 days after customer receives the 094040-0421 fuel pump PCV valve, if there is a performance failure and the product has no appearance damage, customer can choose to replace it or repair it;

If the 094040-0421 fuel pump PCV valve has performance problems during the warranty period (6-12 months), and it is confirmed that it is product's problems after testing, you can contact our salesmen to replace the same model or a reworked product with the same performance for free;

If the fuel pump PCV valve house has obvious scratches, it can only be repaired and it will be returned as it is if the product is confirmed to be fault-free.

⚠ Tips: For products not covered by warranty, our company can provide paid maintenance services. For products after paid repaired, the same performance problem will have a free warranty period within 3 months from the date of repairing.

(3) Fuel Pump PCV Valve Out of Warranty Coverage

- ① The warranty period has expired.
- ② Fuel pump PCV valve failure caused by high temperature, high pressure, humidity, rain and snow, saline-alkali land, earthquake, and used in abnormal environment.
- ③ Customer disassembles or repairs the fuel pump PCV valve personally resulting in damage to the fuel pump PCV valve.
- ④ Fuel pump PCV valve damage caused by man-made reasons (throwing, strong magnetic field magnetization, set fire).
- ⑤ Fuel pump PCV valve failure or fuel pump PCV valve damage caused by non-fuel pump PCV valve design, technology, manufacturing, quality, and other issues.
- ⑥ Fuel pump PCV valve failure due to system pressure exceeding system approved pressure.
- ⑦ Fuel pump PCV valve failure caused by system voltage exceeding approved voltage.
- ⑧ Fuel pump PCV valve failure caused by impurities (water, lead, aluminum powder, iron powder, sulfide) in the system fuel exceeding the standard requirements.
- ⑨ Fuel pump PCV valve failure caused by not installing according to the tightening torque specified in the vehicle engine maintenance manual (the tightening torque is too large or too small).
- ⑩ Fuel pump PCV valve failure caused by not following the installation angle specified in the vehicle engine maintenance manual.
- 11 Fuel pump PCV valve failure caused by not following the cleaning requirements specified in the vehicle engine maintenance manual.
- 12 Fuel pump PCV valve failure caused by failure to replace consumable parts as specified in the vehicle engine maintenance manual.
- 13 Fuel pump PCV valve failure caused by not complying with the intake system fit clearance and exhaust system fit clearance requirements specified in the vehicle engine maintenance manual.
- 14 Failure to replace the consumable parts and the fitting clearance of the oil inlet system pipeline and the fuel pump PCV valve connection in accordance with the fuel intake system specified in the vehicle engine maintenance manual.

1.10. 094040-0421 Fuel Pump PCV Valve Manufacturer

Fuel Pump PCV Valve Manufacturer: Shenzhen Shumatt Technology Co., Ltd

2. 094040-0421 Fuel Pump PCV Valve Technical Support**2.1. 094040-0421 Fuel Pump PCV Valve Part Number Position****(1) Example: Fuel pump PCV valve engraving is as follows**

No.	Name
A	Nameplate, Logo, Part Number



2.2. 094040-0421 Fuel Pump PCV Valve Installation

(1) 094040-0421 Fuel Pump PCV Valve Installation Precautions:

- ⚠ The replacement of the fuel pump PCV valve must strictly follow the electrical system, the approved pressure of the low-pressure fuel intake system, the approved pressure of the high-pressure fuel circuit system, and fuel system replacement consumables requirements (including the low-pressure fuel circuit system filter and the high-pressure fuel circuit) specified in the vehicle engine maintenance manual.
- ⚠ Replacement of wearing parts of the fuel system, cleaning requirements for the connection between the fuel system and the fuel pump PCV valve, the fitting clearance of the fuel pump PCV valve connection, the installation angle and tightening torque of the fuel pump PCV valve, the fitting clearance of the intake system, and the fitting clearance of the exhaust system to ensure the service life of the engine and the normal operation of the fuel pump PCV valve.
- ⚠ When installing the fuel pump PCV valve on the engine, it is necessary to clean the engine block, cylinder head and other parts connected to the fuel pump PCV valve, and ensure that there is no dust, carbon deposits, water, rust spots, etc.
- ⚠ Failure to replace the sealing ring shim with a new one may result in: deformation of the fuel pump PCV valve, the oil nozzle cap, the oil nozzle, and the oil nozzle spray hole; oil and air leakage may cause serious damage to the fuel pump PCV valve, resulting in the breakage of the oil nozzle and damage to the engine.

⚠ When installing the fuel pump PCV valve on the engine, please carefully check the components related to the installation of the fuel pump PCV valve, such as the fuel pump PCV valve pressure plate, screw, fuel pump PCV valve rod and other accessories are not deformed, and install it in strict accordance with the operation steps of the engine maintenance manual.

⚠ It is forbidden to operate the bare fuel pump PCV valve for a long time in an environment with serious dust pollution and corrosion to iron products.

⚠ It is forbidden to operate the bare fuel pump PCV valve for a long time in a strong magnetic field environment.

2.3. 094040-0421 Fuel Pump PCV Valve Not Working Normally

- (1) There is air in the oil circuit of the engine fuel system.
- (2) Vehicle oil pump's oil supply system is not normal.
- (3) Engine common rail system oil leakage or pressure limiting valve damage.
- (4) There is a short circuit, cutting out and poor contact in the wiring harness connected to the fuel pump PCV valve of the vehicle.
- (5) The long-term placement of the fuel pump PCV valve causes the anti-rust oil to solidify, and the internal components are stuck or the oil holes are blocked.

⚠ Before installing, carefully check whether other components in the common rail system except the fuel pump PCV valve are damaged to prevent the fuel pump PCV valve from not working properly after being replaced.

2.4. 094040-0421 Fuel Pump PCV Valve Causes of Being Damaged

- (1) Didn't operate properly according to engine maintenance manual during disassembly or installation, resulting in damage to the fuel pump PCV valve.
- (2) The fuel oil used for the vehicle does not meet the standard cause damage to the fuel pump PCV valve, such as: the water content in the fuel oil exceeds the standard, iron powder, aluminum powder, sulfide impurities exceed the standard, etc.
- (3) The engine is not regularly maintained according to the engine maintenance manual (please refer to the vehicle maintenance manual for the maintenance mileage). For example, failure to replace the lubricating oil of the engine system for a long time will cause abnormal wear of the engine, excessive exhaust gas volume or a large amount of carbon deposits inside the engine. The filter is not replaced during maintenance or the replaced filter cannot reach the original filter standard. all above reasons can cause damage to the fuel pump PCV valve.
- (4) The abrasion of the fuel pump PCV valve produces iron powder and aluminum powder enter the fuel pump PCV valve and cause damage to the fuel pump PCV valve.
- (5) The deformation and abrasion of fuel tank result in iron powder or aluminum powder entering the fuel pump PCV valve and causing damage to the fuel pump PCV valve.
- (6) The fuel pump PCV valve is damaged due to replacement or adjustment of the relevant parts of the

fuel pump PCV valve. For example, the valve clearance does not meet the standard after the engine is repaired, the replacement or modification of the wiring harness connected to the fuel pump PCV valve fails to meet the original standard.

- (7) The engine is overheated and overloaded for a long-time working result in damage to the fuel pump PCV valve.
- (8) The fuel pump PCV valve will be damaged naturally at the end of its working life.
- (9) The fuel pump PCV valve is magnetized (fuel pump PCV valve parts' magnetic exceeded) causing the fuel pump PCV valve to not work properly.

⚠ Before replacing the fuel pump PCV valve, please check the engine parts carefully according to the engine maintenance manual to avoid the fuel pump PCV valve being damaged again after replacement.

2.5. 094040-0421 Fuel Pump PCV Valve Technical Support Obtaining Methods

- (1) Fuel Pump PCV Valve HP0 Series Technical File, visit <http://shumatt.com> to get the HP0 Series Technical File.

- (2) Fuel Pump PCV Valve Technical Videos

YouTube: https://www.youtube.com/channel/UCByvYBx7VjV_mAfxh_Hu-aw to get the technical videos, constantly follow can get more information.

Shumatt: Visit <http://shumatt.com> to get the technical videos.

- (3) Fuel Pump PCV Valve Information Query Software

TruckBook Parts EPC APP, Android/Apple App Store download and install, visit <http://shumatt.com> to get the download and installation tutorial

- (4) Search The fuel fuel pump PCV valve test data through TruckBook Parts EPC APP.

3. 094040-0421 Fuel Pump PCV Valve Purchase and Delivery

3.1. 094040-0421 Fuel Pump PCV Valve Purchase Payment Term

Payment Terms: T/T, PayPal, Alipay, WeChat

⚠ Please contact our salesmen for specific payment information.

3.2. 094040-0421 Fuel Pump PCV Valve Main Sales Markets

Fuel Pump PCV Valve Main Sales Markets: Asia, Europe, North America, South America, Africa etc.

3.3. 094040-0421 Fuel Pump PCV Valve Declaration Requirements

Shumatt can assist customers to provide the following documents for import customs clearance: contract, invoice, packing list, bill of lading, insurance policy, certificate of origin, etc.

3.4. 094040-0421 Fuel Pump PCV Valve Shipping Ways

Destination in China Areas: SF Express, Debon Express, the corresponding logistics company can be provided according to customer requirements in special cases.

Destinations Out of China's Areas: DHL, UPS, FedEx, TNT air, ocean or other shipping methods required by customers.

3.5. 094040-0421 Fuel Pump PCV Valve Lead Time

Lead Time: Send out within 3 – 7 working days after receiving payment (Except for special products and special cases).

3.6. 094040-0421 Fuel Pump PCV Valve Logistics Time for Destination Out of China's Areas

DHL Logistics Time:

Country or Region of Departure	Hong Kong, China	Other Countries or Regions of Asia	Australia and New Zealand	Europe	America	Other Countries
China's Mainland	7 Days	7 Days	8 Days	8 Days	8-12 Days	7-10 Days

UPS Logistics Time: Country or Region of Departure: China's Mainland

Country of Destination	Estimated Arrival Time	Country of Destination	Estimated Arrival Time	Country of Destination	Estimated Arrival Time
Japan	3 Days	UK	5-7Days	Egypt	5-7 Days
Turkey	5-7 Days	Singapore	3 Days	Switzerland	5-7 Days
Bahrain	5-7 Days	Latvia	7-10 Days	New Zealand	7-10 Days
Sri Lanka	5-7 Days	Thailand	3 Days	Austria	5-7 Days
Romania	5-7 Days	Vietnam	3-5 Days	Estonia	5-7 Days
Malaysia	3-5 Days	Israel	5-7 Days	Mexico	7-10 Days
France	5-7 Days	America	5-7 Days	United Arab Emirates	5-7 Days
Italy	5-7 Days	Netherlands	5-7 Days	Bengal	7-10 Days
Lebanon	5-7 Days	Philippine	3-5 Days	Greece	7-10 Days
South Korea	3 Days	Spain	5-7 Days	Myanmar	5-7 Days
Canada	5-7 Days	Germany	5-7 Days	Saudi Arabia	7-10 Days
Portugal	5-7 Days	Australia	5-7 Days	South Africa	7-10 Days
Denmark	5-7 Days	Belgium	5-7 Days	Ukraine	7-10 Days
India	7-10 Days	Qatar	7-10 Days	Poland	5-7 Days
Indonesia	3-5 Days	Morocco	7-10 Days	Pakistan	7-10 Days
Kuwait	7-10 Days	/	/	/	/

⚠ The logistics time is for reference only and is subject to the actual arrival.

3.7. 094040-0421 Fuel Pump PCV Valve Packing

Domestic Express Packaging: Usually wrapped in waterproof scotch tape, such as picture No. 1.

International Express Packaging: Wrapped with waterproof yellow tape After wrapping the black protective film, such as picture No. 2.

Pallet Shipping: Use fumigation free and recycling trays that meet export requirements, and use white wrapping protective film to wrap and bind with cable ties for the outside, such as picture No. 3, also, the products can be packaged according to customers' requirements.

⚠ The packing tray is made of plastic and can be recycled.

Mob/Whatsapp: +86 13410541523

Email : ruby@shumatt.com

Tel: +8675523215133

Website : www.shumatt.com

© 2025 Shenzhen Shumatt Technology Co., Ltd


⚠ Transparent tape, yellow tape, black wrapping protective film, white wrapping protective film are non-degradable materials, please dispose of them properly.

⚠ Minors are prohibited from using transparent tape, yellow tape, black wrapping protective film, and white wrapping protective film to avoid personal injury.



Pic No. 1

Domestic express packaging:
Wrapped with Transparent tape



Pic No. 2

International express packaging:
Wrapped with yellow tape after wrapping black protective film



Pic No. 3

Pallet shipment: Use pallets that meet export requirements and wrap with white plastic wrap and tie.

4. 094040-0421 Fuel Pump PCV Valve Storage Standard

(1) Choose a Suitable Storage Place

The warehouse and cargo yard where the fuel pump PCV valve is stored should be kept clean and dry, and away from the factory buildings that generate harmful gases and dust; do not mix with acids, alkali, salt, and other substances; the storage place should have a good drainage system; the cargo yard should be flattened with gravel or furnace ash etc. to enhance the water permeability of the surface layer to keep the reservoir area dry.

(2) Strict Requirements of Warehousing

Mob/Whatsapp: +86 13410541523

Email : ruby@shumatt.com

© 2025 Shenzhen Shumatt Technology Co., Ltd

Tel: +8675523215133

Website : www.shumatt.com

Strict inspections should be carried out when the fuel pump PCV valves are put into storage, the surface cleaning work should be done well to remove water traces, oil stains, ashes, and other dirt, remove the rust and do anti-rust treatment in time. Packaged fuel pump PCV valves must be protected from damage.

(3) Keep The Warehouse Dry And Preventing Moisture

The relative humidity is usually below 70% for the fuel pump PCV valves placed in the room, and the corrosion of the fuel pump PCV valves is significantly reduced.

Fuel Pump PCV Valves must be stored in the warehouse, and they are forbidden to store in the same warehouse with commodities with high water content.

(4) Stack Properly

After the fuel pump PCV valve is exposed to rain, the corrosion rate will increase significantly. The purpose of sealing is to isolate the fuel pump PCV valve from rainwater and humid air, so the warehouse window should be checked in time to avoid rainwater entering the warehouse.

If the fuel pump PCV valve package is damaged, it should be repaired or replaced; when the package is damp, the packaging material should be dried; if the original anti-corrosion and oil applied at the factory is found to be damaged or dried up, it should be cleaned and re-applied oil in time.



It is forbidden to leave the fuel pump PCV valve exposed in the air for a long time.



It is forbidden to store acids, alkalis, salts, and other substances together with the fuel pump PCV valve.



The unpacked fuel pump PCV valve must be rust-proof during secondary storage.

5. Company Information



5.1. Company Introduction

Chinese Name: 深圳市舒马特科技有限公司

English Name: Shenzhen Shumatt Technology Co., Ltd


 **Mob Phone/WeChat:** +86-13410541523

 **HK Telephone:** +852-67653519

 **Telephone:** +86-755-23215133


 **Email:** ruby@shumatt.com

 **Website:** www.shumatt.com

 **Shenzhen Office:** 11-12, Floor 14, Building 13, Qinchengda Building, Exit A, Honglang North Subway Station, Bao'an District, Shenzhen, China's Mainland

 **Shenzhen Office:** Exit C, Qiao Touxu Metro Station, NO. 66 Chongqing Road, Fuhai Avenue, Bao'an District, Shenzhen, China Mainland

 **Hong Kong Office:** Jianfa Street Industrial Zone, Tuen Mun, New Territories, Hong Kong, China

 **After-sales Service Address:** Please contact our salesmen to obtain and provide the corresponding product maintenance reasons (Reference: [1.9. 094040-0421 Fuel Pump PCV Valve Warranty Instructions](#))

5.2. Salesmen's Contact Information

No.	Name	WeChat/WhatsApp	Email
1	Ruby	+86-13410541523	ruby@shumatt.com
2	Ivy	+86-18025299821	sales@shumatt.com
3	Rebecca	+86-18025349821	sales01@shumatt.com
4	Janny	+86-18028749821	sales02@shumatt.com
5	Sam	+86-13316859821	Sales8@shumatt.com
6	Natalie	+86- 18938945856	sales15@shumatt.com
7	Ada	+86-1342286353	sales5@shumatt.com
8	Hison Li	+86-18318811871	web@shumatt.com
9	Mecca	+86-18938948618	sales11@shumatt.com
10	Eric	+86 18319033618	sales3@shumatt.com
11	Wayne (Joaquín en español)	+86-13316959821	wayne@shumatt.com
12	Sylvia	+86 18312499884	sales6@shumatt.com

Mob/Whatsapp: +86 13410541523

Email : ruby@shumatt.com

Tel: +8675523215133

Website : www.shumatt.com

© 2025 Shenzhen Shumatt Technology Co., Ltd

Visit <http://shumatt.com> to obtain the latest information of salesmen

PS: Shumatt's salesmen's emails are all end with @shumatt.com

6. Copyright Statement

The copyright of any contents (including but not limited to parameters, data, text, charts, images, sounds, or videos, etc.) provided in "*094040-0421 Fuel Pump PCV Valve HPO Series Technical File*" belong to Shenzhen Shumatt Technology Co., Ltd. Without the prior written permission of Shenzhen Shumatt Technology Co., Ltd., you are not allowed to modify any contents in "*094040-0421 Fuel Pump PCV Valve HPO Series Technical File*" in any way. At the same time, any conditions to spread, repost, display the contents of "*094040-0421 Fuel Pump PCV Valve HPO Series Technical File*" should indicate that the cited article is from Shenzhen Shumatt Technology Co., Ltd., Any actions failure to follow above conditions to use "*094040-0421 Fuel Pump PCV Valve HPO Series Technical File*" will violate the "Copyright Law of the People's Republic of China" and other laws and regulations and the provisions of relevant international conventions.