

**294183-0160 Fuel Pump Transfer Pump Gasket HP3 Series Technical File**

**SKU1: G1Y32941830160**

**SKU2: L3HP32940000617**



## 294183-0160 Fuel Pump Transfer Pump Gasket HP3 Series Technical File

### content

1. 294183-0160 Fuel Pump Transfer Pump Gasket Introduction .....	2
1.1. 294183-0160 Fuel Pump Transfer Pump Gasket Basic Information .....	2
1.2. 294183-0160 Fuel Pump Transfer Pump Gasket Common Part Number .....	2
1.3. 294183-0160 Fuel Pump Transfer Pump Gasket Parameter .....	2
1.4. 294183-0160 Fuel Pump Transfer Pump Gasket Specifications and Dimensions .....	2
1.5. 294183-0160 Fuel Pump Transfer Pump Gasket Quality Control .....	3
1.6. 294183-0160 Fuel Pump Transfer Pump Gasket Customized Service .....	3
1.7. 294183-0160 Fuel Pump Transfer Pump Gasket Packing List and Package Size .....	4
1.8. 294183-0160 Fuel Pump Transfer Pump Gasket Testing Standard and Certificate .....	5
1.9. 294183-0160 Fuel Pump Transfer Pump Gasket Warranty Instructions .....	6
1.10. 294183-0160 Fuel Pump Transfer Pump Gasket Manufacturer .....	7
2. 294183-0160 Fuel Pump Transfer Pump Gasket Technical Support .....	7
2.1. 294183-0160 Fuel Pump Transfer Pump Gasket Installation .....	7
2.2. 294183-0160 Fuel Pump Transfer Pump Gasket Reasons for Not Working Normally .....	8
2.3. 294183-0160 Fuel Pump Transfer Pump Gasket Causes of Being Damaged .....	8
2.4. 294183-0160 Fuel Pump Transfer Pump Gasket Technical Support Obtaining Methods .....	9
3. 294183-0160 Fuel Pump Transfer Pump Gasket Purchase and Delivery .....	9
3.1. 294183-0160 Fuel Pump Transfer Pump Gasket Purchase Payment Term .....	9
3.2. 294183-0160 Fuel Pump Transfer Pump Gasket Main Sales Markets .....	9
3.3. 294183-0160 Fuel Pump Transfer Pump Gasket Declaration Requirements .....	9
3.4. 294183-0160 Fuel Pump Transfer Pump Gasket Shipping Ways .....	10
3.5. 294183-0160 Fuel Pump Transfer Pump Gasket Lead time .....	10
3.6. 294183-0160 Fuel Pump Transfer Pump Gasket Logistics Time for Destination Out of China's Areas .....	10
3.7. 294183-0160 Fuel Pump Transfer Pump Gasket Packing .....	11
4. 294183-0160 Fuel Pump Transfer Pump Gasket Storage Standard .....	12
5. Company Information .....	13
5.1. Company Introduction .....	13
5.2. Sales-men's Contact Information .....	14
6. Copyright Statement .....	14

**294183-0160 Fuel Pump Transfer Pump Gasket HP3 Series Technical File****1. 294183-0160 Fuel Pump Transfer Pump Gasket Introduction****1.1. 294183-0160 Fuel Pump Transfer Pump Gasket Basic Information**

Title	294183-0160 Fuel Pump Transfer Pump Gasket HP3 Series	Quality
SKU1	G1Y32941830160	China Made New
SKU2	L3HP32940000617	/

**1.2. 294183-0160 Fuel Pump Transfer Pump Gasket Common Part Number****(1) Fuel Pump Transfer Pump Gasket Exchange Information**

Fuel Pump Transfer Pump Gasket Part Number	Common Part Number
294183-0160	/

**(2) Fuel Pump Transfer Pump Gasket Application Information**

Applicable Fuel pump	OE Number	For Car Model	Engine Number
294000-0019	22100-30021	TOYOTA	2KD-FTV
294000-0047	RF5C 13 800A	MAZDA	RF-TDI
294000-0059	/	JOHN DEERE	6045
294000-0065	22100-0G010	TOYOTA	1CD-FTV
294000-0075	/	ISUZU	4EE2
294000-0119	22100-0L010	TOYOTA	1KD-FTV
294000-0123	16700AW402	NISSAN MOTOR	ALMERA
294000-0163	16700AW420	NISSAN MOTOR	YD22
294000-0200	22100-E0320	HINO	J05D
294000-0259	22100-E0333	HINO	J05D
294000-0306	22100-0R020	TOYOTA	1AD-FTV
294000-0316	22100-0R010	TOYOTA	1AD-FTV
294000-0325	22100-0R030	TOYOTA	2AD-FHV
294000-0369	/	TOYOTA	2KD-FTV
294000-0374	16700EB300	NISSAN MOTOR	YD25
294000-0380	22100-30050	TOYOTA	1KD-FTV

**(3) Fuel Pump Transfer Pump Gasket Part Number Common Writing**

294183-0160

**1.3. 294183-0160 Fuel Pump Transfer Pump Gasket Parameter**Adaptation System: **Common Rail System**Fuel Pump Transfer Pump Gasket Series: **HP3 Series**Fuel Pump Transfer Pump Gasket Type: **High Pressure Pump, Common Rail System****1.4. 294183-0160 Fuel Pump Transfer Pump Gasket Specifications and Dimensions**Fuel Pump Transfer Pump Gasket Size: **7 cm\*7cm \*1cm**

Fuel Pump Transfer Pump Gasket Net Weight: 40g

Fuel Pump Transfer Pump Gasket Gross Weight: 80g

Fuel Pump Transfer Pump Gasket Quality: China Made New

Fuel Pump Transfer Pump Gasket Package Size: 10 cm\*10cm \*8cm

Fuel Pump Transfer Pump Gasket Type: High Pressure Pump Fuel Pump Transfer Pump Gasket

Fuel Pump Transfer Pump Gasket MOQ: 1 Pieces

### 1.5. 294183-0160 Fuel Pump Transfer Pump Gasket Quality Control

#### (1) Fuel Pump Transfer Pump Gasket Testing

All fuel pump transfer pump gasket spare parts are tested for electrical characteristics, accuracy, high temperature, low temperature, withstand voltage, leakage, durability, and various working conditions.

#### (2) Fuel Pump Transfer Pump Gasket Assembling

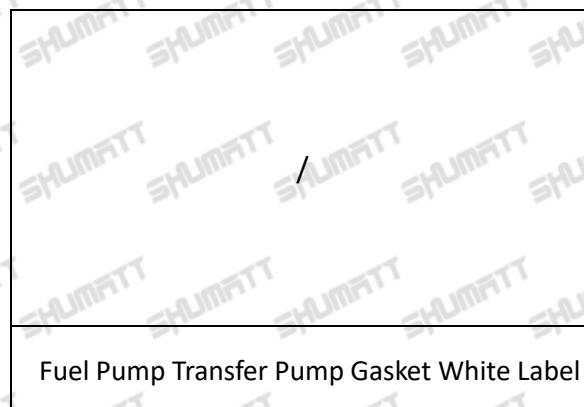
For the quality control of the fuel pump transfer pump gasket production and installation process, our company strictly follows the standard product installation data and product installation steps to install, such as fuel pump transfer pump gasket stroke test, fuel pump transfer pump gasket solenoid valve tightening torque.

#### (3) Fuel Pump Transfer Pump Gasket Inspection

The factory inspection of the fuel pump transfer pump gasket is undergone full inspection, random inspection, and batch inspection three inspections. Different brands of test benches are used to test the same fuel pump transfer pump gasket for more than three times for factory inspection, and the fuel pump transfer pump gasket installation testing environment are progressed in dust-free workshop.

### 1.6. 294183-0160 Fuel Pump Transfer Pump Gasket Customized Service

- (1) **Fuel Pump Transfer Pump Gasket's Customized Service Gasketage:** Meet the customized needs of OEM manufacturers for shell lettering, logo engraving, fuel pump transfer pump gasket internal packaging, fuel pump transfer pump gasket external packaging and labels customized, etc.



#### (2) Fuel Pump Transfer Pump Gasket's Customized Service Requirements:

The quantity of customized fuel pump transfer pump gaskets shall not be less than 10 pieces.

The quantity of customized fuel pump transfer pump gasket packages shall not be less than 1000 pieces.





Customized products involve the need of specify logo, the OEM manufacturer needs to provide trademark authorization and the sample of logo image file.

▲ Once the customized fuel pump transfer pump gasket is sold, it cannot be returned or exchanged if there is no quality problem.



### 1.7. 294183-0160 Fuel Pump Transfer Pump Gasket Packing List and Package Size

#### (1) Fuel Pump Transfer Pump Gasket Spare Parts List

No.	1	2	3
Image			
Name	Fuel pump transfer pump gasket assy	White anti-rust bag	Anti-rust paper
Description	Fuel pump transfer pump gasket assy number: 294183-0160	Prevent fuel pump transfer pump gaskets from rusting	Prevent fuel pump transfer pump gaskets from rusting
No.	4	5	6
Image		/	/
Name	Transfer pump cover packing	/	/
Description	Place the fuel pump transfer pump gaskets	/	/

⚠ Minors are forbidden to use the fuel pump transfer pump gasket assembly, VCI anti-rust bag, and anti-rust paper to avoid personal injury.

⚠ The Fuel pump cover is a one-time installation accessory and needs to be replaced when installed again

⚠ VCI anti-rust bags, Anti-rust paper and Fuel pump transfer pump cover are recyclable accessories and can be recycled.

⚠ VCI anti-rust bags and anti-rust paper are non-degradable materials, please dispose them properly after using.

⚠ The fuel pump transfer pump gasket and the guide tube of the fuel pump should be coated with

appropriate sealing oil during installation.

## (2) Fuel Pump Transfer Pump Gasket Box Size



No.	Name	Fuel Pump Transfer Pump Gasket Package Size (cm)
1	Fuel Pump Transfer Pump Gasket Packing Box	10*10*8

### 1.8. 294183-0160 Fuel Pump Transfer Pump Gasket Testing Standard and Certificate

Shumatt can provide the factory quality inspection test report of each fuel pump transfer pump gasket to ensure that each delivered fuel pump transfer pump gasket meets the engine performance indicators.

### 1.9. **294183-0160** Fuel Pump Transfer Pump Gasket Warranty Instructions

It is necessary to provide pictures, videos, or test reports detected by the fuel pump transfer pump gasket inspection equipment when the fuel pump transfer pump gasket is abnormal during use as evidence to feed back to the salesman.

**(2) Fuel Pump Transfer Pump Gasket Warranty Gasketage**

Within 15 days after customer receives the 294183-0160 fuel pump transfer pump gasket, if there is a performance failure and the product has no appearance damage, customer can choose to replace it or repair it;

If the 294183-0160 fuel pump transfer pump gasket has performance problems during the warranty period (6-12 months), and it is confirmed that it is product's problems after testing, you can contact our salesmen to replace the same model or a reworked product with the same performance for free;

If the fuel pump transfer pump gasket house has obvious scratches, it can only be repaired and it will be returned as it is if the product is confirmed to be fault-free.

**⚠️ Tips:** For products not gasketed by warranty, our company can provide paid maintenance services. For products after paid repaired, the same performance problem will have a free warranty period within 3 months from the date of repairing.

**(3) Fuel Pump Transfer Pump Gasket Out of Warranty Gasketage**

- ① The warranty period has expired.
- ② Fuel pump transfer pump gasket failure caused by high temperature, high pressure, humidity, rain



and snow, saline-alkali land, earthquake, and used in abnormal environment.

③ Customer disassembles or repairs the fuel pump transfer pump gasket personally resulting in damage to the fuel pump transfer pump gasket.

④ Fuel pump transfer pump gasket damage caused by man-made reasons (throwing, strong magnetic field magnetization, set fire).

⑤ Fuel pump transfer pump gasket failure or fuel pump transfer pump gasket damage caused by non-fuel pump transfer pump gasket design, technology, manufacturing, quality, and other issues.

⑥ Fuel pump transfer pump gasket failure due to system pressure exceeding system approved pressure.

⑦ Fuel pump transfer pump gasket failure caused by system voltage exceeding approved voltage.

⑧ Fuel pump transfer pump gasket failure caused by impurities (water, lead, aluminum powder, iron powder, sulfide) in the system fuel exceeding the standard requirements.

⑨ Fuel pump transfer pump gasket failure caused by not installing according to the tightening torque specified in the vehicle engine maintenance manual (the tightening torque is too large or too small).

⑩ Fuel pump transfer pump gasket failure caused by not following the installation angle specified in the vehicle engine maintenance manual.

11 Fuel pump transfer pump gasket failure caused by not following the cleaning requirements specified in the vehicle engine maintenance manual.

12 Fuel pump transfer pump gasket failure caused by failure to replace consumable parts as specified in the vehicle engine maintenance manual.

13 Fuel pump transfer pump gasket failure caused by not complying with the intake system fit clearance and exhaust system fit clearance requirements specified in the vehicle engine maintenance manual.

14 Failure to replace the consumable parts and the fitting clearance of the oil inlet system pipeline and the fuel pump transfer pump gasket connection in accordance with the fuel intake system specified in the vehicle engine maintenance manual.

#### **1.10. 294183-0160 Fuel Pump Transfer Pump Gasket Manufacturer**

**Fuel Pump Transfer Pump Gasket's Manufacturer:** Shenzhen Shumatt Technology Co., Ltd

### **2. 294183-0160 Fuel Pump Transfer Pump Gasket Technical Support**

#### **2.1. 294183-0160 Fuel Pump Transfer Pump Gasket Installation**

##### **(1) 294183-0160 Fuel Pump Transfer Pump Gasket Installation Precautions:**

**⚠** The replacement of the fuel pump transfer pump gasket must strictly follow the electrical system, the approved pressure of the low-pressure fuel intake system, the approved pressure of the high-pressure fuel circuit system, and fuel system replacement consumables requirements (including the low-pressure fuel circuit system filter and the high-pressure fuel circuit) specified in the vehicle engine maintenance manual.

**⚠** Strictly follow the operation manual of replacement of wearing parts of the fuel system, cleaning requirements for the connection between the fuel system and the fuel pump transfer pump gasket, the fitting clearance of the fuel pump transfer pump gasket connection, the installation angle and tightening torque of the fuel pump transfer pump gasket, the fitting clearance of the intake system, and the fitting clearance of the exhaust system, so that to ensure the service life of the engine and the normal operation of the fuel pump transfer pump gasket.



- ⚠ When installing the fuel pump transfer pump gasket on the engine, it is necessary to clean the engine block, cylinder head and other parts connected to the fuel pump transfer pump gasket, and ensure that there is no dust, carbon deposits, water, rust spots, etc.
- ⚠ Failure to replace the sealing ring gasket may result in: deformation of the fuel pump gasket, oil leakage, air leakage, serious damage to the fuel pump gasket, and even breakage of the fuel pump gasket, resulting in engine damage.
- ⚠ When installing the fuel pump transfer pump gasket on the engine, please carefully check the components related to the installation of the fuel pump transfer pump gasket to ensure they are not deformed, such as the fuel pump transfer pump gasket pressure plate, screw, push rod and other accessories, and install it in strict accordance with the operation steps of the engine maintenance manual.
- ⚠ It is forbidden to operate the bare fuel pump transfer pump gasket for a long time in an environment with serious dust pollution and corrosion to iron products.
- ⚠ It is forbidden to operate the bare fuel pump transfer pump gasket for a long time in a strong magnetic field environment.

## 2.2. 294183-0160 Fuel Pump Transfer Pump Gasket Reasons for Not Working Normally

- (1) There is air in the oil circuit of the engine fuel system.
  - (2) Vehicle fuel pump transfer pump gasket fuel supply system is abnormal.
  - (3) Engine common rail system oil leakage or pressure limiting valve damage.
  - (4) There is a short circuit, cutting out and poor contact in the wiring harness connected to the fuel pump transfer pump gasket of the vehicle.
  - (5) The long-term placement of the fuel pump transfer pump gasket causes the anti-rust oil to solidify, and the internal components are stuck or the oil holes are blocked.
- ⚠ Before installing, carefully check whether other components in the common rail system except the fuel pump transfer pump gasket are damaged to prevent the fuel pump transfer pump gasket from not working properly after being replaced.

## 2.3. 294183-0160 Fuel Pump Transfer Pump Gasket Causes of Being Damaged

- (1) Didn't operate properly according to engine maintenance manual during disassembly or installation, resulting in damage to the fuel pump transfer pump gasket.
- (2) The fuel oil used for the vehicle does not meet the standard cause damage to the fuel pump transfer pump gasket, such as: the water content in the fuel oil exceeds the standard, iron powder, aluminum powder, sulfide impurities exceed the standard, etc.
- (3) The engine is not regularly maintained according to the engine maintenance manual (please refer to the vehicle maintenance manual for the maintenance mileage). For example, failure to replace the lubricating oil of the engine system for a long time will cause abnormal wear of the engine, excessive exhaust gas volume or a large amount of carbon deposits inside the engine. The filter is not replaced during maintenance or the replaced filter cannot reach the original filter standard. all above reasons can cause damage to the fuel pump transfer pump gasket.

- (4) The abrasion of the fuel pump transfer pump gasket produces iron powder and aluminum powder enter the fuel pump transfer pump gasket and cause damage to the fuel pump transfer pump gasket.
- (5) The deformation and abrasion of fuel tank result in iron powder or aluminum powder entering the fuel pump transfer pump gasket and causing damage to the fuel pump transfer pump gasket.
- (6) The fuel pump transfer pump gasket is damaged due to replacement or adjustment of the relevant parts of the fuel pump transfer pump gasket. For example, the valve clearance does not meet the standard after the engine is repaired, the replacement or modification of the wiring harness connected to the fuel pump transfer pump gasket fails to meet the original standard.
- (7) The engine is overheated and overloaded for a long-time working result in damage to the fuel pump transfer pump gasket.
- (8) The fuel pump transfer pump gasket will be damaged naturally at the end of its working life.
- (9) The fuel pump transfer pump gasket is magnetized (fuel pump transfer pump gasket parts' magnetic exceeded) causing the fuel pump transfer pump gasket to not work properly.

**⚠ Before replacing the fuel pump transfer pump gasket, please check the engine parts carefully according to the engine maintenance manual to avoid the fuel pump transfer pump gasket being damaged again after replacement.**

#### **2.4. 294183-0160 Fuel Pump Transfer Pump Gasket Technical Support Obtaining Methods**

- (1) Fuel Pump Transfer Pump Gasket Technical File , visit <http://shumatt.com> to get the technical file.
- (2) Fuel Pump Transfer Pump Gasket Technical Videos

**Facebook:** Visit <https://www.facebook.com/hison.li> to get the technical videos, constantly follow can get more information.

**YouTube:** [https://www.youtube.com/channel/UCByvYBx7VjV\\_mAfxh\\_Hu-aw](https://www.youtube.com/channel/UCByvYBx7VjV_mAfxh_Hu-aw) to get the technical videos, constantly follow can get more information.

**Shumatt:** Visit <http://shumatt.com> to get the technical videos.

- (3) Fuel Pump Transfer Pump Gasket Information Query Software  
TruckBook Parts EPC APP, Android/App Store download and install, visit <http://shumatt.com> to get the download and installation tutorial
- (4) Search The fuel pump transfer pump gasket test data through TruckBook Parts EPC APP.

### **3. 294183-0160 Fuel Pump Transfer Pump Gasket Purchase and Delivery**

#### **3.1. 294183-0160 Fuel Pump Transfer Pump Gasket Purchase Payment Term**

**Payment Terms:** T/T, PayPal, Alipay, WeChat

**⚠ Please contact our salesmen for specific payment information.**

#### **3.2. 294183-0160 Fuel Pump Transfer Pump Gasket Main Sales Markets**

Fuel pump transfer pump gasket main sales markets: Asia, Europe, North America, South America, Africa etc.

#### **3.3. 294183-0160 Fuel Pump Transfer Pump Gasket Declaration Requirements**

Shumatt can assist customers to provide the following documents for import customs clearance: contract, invoice, packing list, bill of lading, insurance policy, certificate of origin, etc.

### 3.4. 294183-0160 Fuel Pump Transfer Pump Gasket Shipping Ways

**Destination in China Areas:** SF Express, Debon Express, the corresponding logistics company can be provided according to customer requirements in special cases.

**Destinations Out of China's Areas:** DHL, UPS, FedEx, TNT air, ocean or other shipping methods required by customers.

### 3.5. 294183-0160 Fuel Pump Transfer Pump Gasket Lead time

**Lead time:** Send out within 3 – 7 working days after receiving payment (Except for special products and special cases)

### 3.6. 294183-0160 Fuel Pump Transfer Pump Gasket Logistics Time for Destination Out of China's Areas

**DHL Logistics Time :**

Country or Region of Departure	Hong Kong, China	Other Countries or Regions of Asia	Australia and New Zealand	Europe	America	Other Countries
China's Mainland	7 Days	7 Days	8 Days	8 Days	8-12 Days	7-10 Days

**UPS Logistics Time: Country or Region of Departure: China's Mainland**

Country of Destination	Estimated Arrival Time	Country of Destination	Estimated Arrival Time	Country of Destination	Estimated Arrival Time
Japan	3 Days	UK	5-7Days	Egypt	5-7 Days
Turkey	5-7 Days	Singapore	3 Days	Switzerland	5-7 Days
Bahrain	5-7 Days	Latvia	7-10 Days	New Zealand	7-10 Days
Sri Lanka	5-7 Days	Thailand	3 Days	Austria	5-7 Days
Romania	5-7 Days	Vietnam	3-5 Days	Estonia	5-7 Days
Malaysia	3-5 Days	Israel	5-7 Days	Mexico	7-10 Days
France	5-7 Days	America	5-7 Days	United Arab Emirates	5-7 Days
Italy	5-7 Days	Netherlands	5-7 Days	Bengal	7-10 Days
Lebanon	5-7 Days	Philippine	3-5 Days	Greece	7-10 Days
South Korea	3 Days	Spain	5-7 Days	Myanmar	5-7 Days
Canada	5-7 Days	Germany	5-7 Days	Saudi Arabia	7-10 Days
Portugal	5-7 Days	Australia	5-7 Days	South Africa	7-10 Days
Denmark	5-7 Days	Belgium	5-7 Days	Ukraine	7-10 Days



India	7-10 Days	Qatar	7-10 Days	Poland	5-7 Days
Indonesia	3-5 Days	Morocco	7-10 Days	Pakistan	7-10 Days
Kuwait	7-10 Days	/	/	/	/

⚠ The logistics time is for reference only and is subject to the actual arrival.

### 3.7. 294183-0160 Fuel Pump Transfer Pump Gasket Packing

**Domestic express packaging:** Usually wrapped in waterproof scotch tape, such as picture No.1.

**International express packaging:** Wrapped with waterproof yellow tape After wrapping the black protective film, such as picture No. 2.

**Pallet Shipping:** Use fumigation free and recycling trays that meet export requirements, and use white wrapping protective film to wrap and bind with cable ties for the outside, such as picture No. 3, also, the products can be packaged according to customers' requirements.

⚠ The packing tray is made of plastic and can be recycled.


⚠ Transparent tape, yellow tape, black wrapping protective film, white wrapping protective film are non-degradable materials, please dispose of them properly.

⚠ Minors are prohibited from using transparent tape, yellow tape, black wrapping protective film, and white wrapping protective film to avoid personal injury.



Pic No. 1

**Domestic express packaging:**  
Wrapped with Transparent tape



Pic No. 2

**International express packaging:**  
Wrapped with yellow tape after wrapping black protective film





Pic No. 3

**Pallet Shipping:** Use pallet that meet export requirements, and use white wrapping protective film to wrap and bind with cable ties

#### 4. 294183-0160 Fuel Pump Transfer Pump Gasket Storage Standard

##### (1) Choose a suitable storage place

The warehouse and cargo yard where the fuel pump transfer pump gasket is stored should be kept clean and dry, and away from the factory buildings that generate harmful gases and dust; do not mix with acids, alkali, salt and other substances; the storage place should have a good drainage system; the cargo yard should be flattened with gravel or furnace ash etc. to enhance the water permeability of the surface layer to keep the reservoir area dry.

##### (2) Strict requirements of warehousing

Strict inspections should be carried out when the fuel pump transfer pump gaskets are put into storage, the surface cleaning work should be done well to remove water traces, oil stains, ash, and other dirt, remove the rust and do anti-rust treatment in time. Packaged fuel pump transfer pump gaskets must be protected from damage.

##### (3) Keep the warehouse dry and preventing moisture

The relative humidity is usually below 70% for the fuel pump transfer pump gaskets placed in the room, and the corrosion of the fuel pump transfer pump gaskets is significantly reduced.

Fuel pump transfer pump gaskets must be stored in the warehouse, and they are forbidden to store in the same warehouse with commodities with high water content.

##### (4) Stack Properly

After the fuel pump transfer pump gasket is exposed to rain, the corrosion rate will increase significantly. The purpose of sealing is to isolate the fuel pump transfer pump gasket from rainwater and humid air, so the warehouse window should be checked in time to avoid rainwater entering the warehouse

If the fuel pump transfer pump gasket package is damaged, it should be repaired or replaced; when the package is damp, the packaging material should be dried; if the original anti-corrosion and oil applied at the

factory is found to be damaged or dried up, it should be cleaned and re-applied oil in time.



It is forbidden to leave the fuel pump transfer pump gasket exposed in the air for a long time.



It is forbidden to store acids, alkali, salt, and other substances together with the fuel pump transfer pump gasket.



The unpacked fuel pump transfer pump gasket must be rust-proof during secondary storage.

## 5. Company Information



Office Locations



Global Exhibitions

### 5.1. Company Introduction

**Chinese Name:** 深圳市舒马特科技有限公司

**English Name:** Shenzhen Shumatt Technology Co., Ltd



**Mob Phone/WeChat:** +86-13410541523



**HK Telephone:** +852-67653519



**Telephone:** +86-755-23215133



**Email:** [ruby@shumatt.com](mailto:ruby@shumatt.com)



**Website:** [www.shumatt.com](http://www.shumatt.com)



**Shenzhen Office:** 11-12, Floor 14, Building 13, Qinchengda Building, Exit A, Honglang North Subway Station, Bao'an District, Shenzhen, China's Mainland

📍 **Shenzhen Office:** Exit C, Qiao Touxu Metro Station, NO. 66 Chongqing Road, Fuhai Avenue, Bao'an District, Shenzhen, China Mainland

📍 **Hong Kong Office:** Jianfa Street Industrial Zone, Tuen Mun, New Territories, Hong Kong, China

📍 **After-sales Service Address:** Please contact our salesmen to obtain and provide the corresponding product maintenance reasons (Reference: [1.9. 294183-0160 Fuel Pump Transfer Pump Gasket Warranty Instructions](#))

## 5.2. Sales-men's Contact Information

No.	Name	WeChat/WhatsApp	Email
1	Ruby	+86-13410541523	<a href="mailto:ruby@shumatt.com">ruby@shumatt.com</a>
2	Ivy	+86-18025299821	<a href="mailto:sales@shumatt.com">sales@shumatt.com</a>
3	Rebecca	+86-18025349821	<a href="mailto:sales01@shumatt.com">sales01@shumatt.com</a>
4	Janny	+86-18028749821	<a href="mailto:sales02@shumatt.com">sales02@shumatt.com</a>
5	Sam	+86-13316859821	<a href="mailto:Sales8@shumatt.com">Sales8@shumatt.com</a>
6	Natalie	+86- 18938945856	<a href="mailto:sales15@shumatt.com">sales15@shumatt.com</a>
7	Ada	+86-1342286353	<a href="mailto:sales5@shumatt.com">sales5@shumatt.com</a>
8	Hison Li	+86-18318811871	<a href="mailto:web@shumatt.com">web@shumatt.com</a>
9	Mecca	+86-18938948618	<a href="mailto:sales11@shumatt.com">sales11@shumatt.com</a>
10	Eric	+86 18319033618	<a href="mailto:sales3@shumatt.com">sales3@shumatt.com</a>
11	Wayne ( Joaquín en español )	+86-13316959821	<a href="mailto:wayne@shumatt.com">wayne@shumatt.com</a>
12	Sylvia	+86 18312499884	<a href="mailto:sales6@shumatt.com">sales6@shumatt.com</a>
Visit <a href="http://shumatt.com">http://shumatt.com</a> to obtain the latest information of salesmen			
<b>PS:</b> Shumatt's sales-men's emails are all end with <a href="mailto:@shumatt.com">@shumatt.com</a>			

## 6. Copyright Statement

The copyright of any contents (including but not limited to parameters, data, text, charts, images, sounds, or videos, etc.) provided in "[294183-0160 Fuel Pump Transfer Pump Gasket HP3 Series Technical File](#)" belong to Shenzhen Shumatt Technology Co., Ltd. Without the prior written permission of Shenzhen Shumatt Technology Co., Ltd., you are not allowed to modify any contents in "[294183-0160 Fuel Pump Transfer Pump Gasket HP3 Series Technical File](#)" in any way. At the same time, any conditions to spread, re-post, display the contents of "[294183-0160 Fuel Pump Transfer Pump Gasket HP3 Series Technical File](#)" should indicate that the cited article is from Shenzhen Shumatt Technology Co., Ltd., Any actions failure to follow above conditions to use "[294183-0160 Fuel Pump Transfer Pump Gasket HP3 Series Technical File](#)" will violate the "Copyright Law of the People's Republic of China" and other laws and regulations and the provisions of relevant international conventions. All referenced brands are property of their respective owners. This website is not affiliated with them.