


**F00RJ00220 Injector Solenoid Valve O-ring Technical File**

SKU: G1M1F00RJ00220



**F00RJ00220 injector solenoid valve O-ring Technical File****content**

1. F00RJ00220 Injector Solenoid Valve O-ring Introduction.....	2
1.1. F00RJ00220 Injector Solenoid Valve O-ring Basic Information .....	2
1.2. F00RJ00220 Injector Solenoid Valve O-ring Common Part Number .....	2
1.3. F00RJ00220 Injector Solenoid Valve O-ring Parameter .....	3
1.4. F00RJ00220 Injector Solenoid Valve O-ring Specifications And Dimensions .....	3
1.5.F00RJ00220 Injector Solenoid Valve O-ring Quality Control .....	3
1.6.F00RJ00220 Injector Solenoid Valve O-ring Customized Service .....	4
1.7.F00RJ00220 Injector Solenoid Valve O-ring Packing List and Package Size .....	4
1.8.F00RJ00220 Injector Solenoid Valve O-ring Testing Standard and Certificate.....	6
1.9.F00RJ00220 Injector Solenoid Valve O-ring Warranty Instructions .....	6
1.10.F00RJ00220 Injector Solenoid Valve O-ring Manufacturer.....	7
2.F00RJ00220 Injector Solenoid Valve O-ring Technical Support .....	7
2.1.F00RJ00220 Injector Solenoid Valve O-ring Usage Location.....	7
2.2.F00RJ00220 Injector Solenoid Valve O-ring Installation .....	8
2.3.F00RJ00220 Injector Solenoid Valve O-ring Reasons for Not Working Normally .....	9
2.4.F00RJ00220 Injector Solenoid Valve O-ring Causes of Being Damaged .....	9
2.5.F00RJ00220 Injector Solenoid Valve O-ring Technical Support Obtaining Methods .....	10
3.F00RJ00220 Injector Solenoid Valve O-ring Purchase and Delivery .....	10
3.1.F00RJ00220 Injector Solenoid Valve O-ring Purchase Payment Term .....	10
3.2.F00RJ00220 Injector Solenoid Valve O-ring Main Sales Markets .....	10
3.3.F00RJ00220 Injector Solenoid Valve O-ring Declaration Requirements .....	10
3.4.F00RJ00220 Injector Solenoid Valve O-ring Shipping Ways.....	10
3.5.F00RJ00220 Injector Solenoid Valve O-ring Lead time .....	11
3.6.F00RJ00220 Injector Solenoid Valve O-ring Logistics Time for Destination Out of China's Areas..	11
3.7.F00RJ00220 Injector Solenoid Valve O-ring Packing.....	11
4.F00RJ00220 Injector Solenoid Valve O-ring Storage Standard .....	12
5. Company Information.....	13
5.1.Company Introduction.....	14
5.2.Sales-men's Contact Information .....	15
6.Copyright Statement.....	15

**F00RJ00220 Injector Solenoid Valve O-ring Technical File****1. F00RJ00220 Injector Solenoid Valve O-ring Introduction****1.1. F00RJ00220 Injector Solenoid Valve O-ring Basic Information**

Title	F00RJ00220 Injector Solenoid Valve O-ring	Quality
SKU	G1M1F00RJ00220	China Made New

**1.2. F00RJ00220 Injector Solenoid Valve O-ring Common Part Number****(1) Injector Solenoid Valve O-ring Applicacable Injector Model**

Injector Part Number	Injector Part Number	Injector Part Number	Injector Part Number	Injector Part Number
0445120003	0445120004	0445120006	0445120007	0445120008
0445120009	0445120010	0445120012	0445120013	0445120014
0445120015	0445120016	0445120017	0445120018	0445120019
0445120020	0445120025	0445120028	0445120029	0445120031
0445120032	0445120035	0445120037	0445120038	0445120040
0445120041	0445120043	0445120046	0445120058	0445120059
0445120060	0445120069	0445120070	0445120077	0445120079
0445120084	0445120085	0445120089	0445120094	0445120095
0445120097	0445120103	0445120109	0445120112	0445120113
0445120114	0445120115	0445120120	0445120121	0445120122
0445120123	0445120125	0445120132	0445120133	0445120140
0445120144	0445120151	0445120152	0445120159	0445120208
0445120209	0445120210	0445120211	0445120212	0445120231
0445120236	0445120237	0445120238	0445120239	0445120240
0445120041	0445120243	0445120250	0445120251	0445120252
0445120253	0445120254	0445120255	0445120256	0445120272
0445120273	0445120326	0445120328	0445120330	0445120455
0986435503	0986435505	0986435508	0986435509	0986435515

0986435522	0986435523	0986435524	0986435525	0986435533
0986435543	0986435544	0986435560	0986435571	0986435575
0986435576	0986435636	0986AD1047	0986AD1048	/

## (2) Injector Solenoid Valve O-ring Matching Information

Car Model	Engine Number	OE Number
420 Premium Route	dCI 06.23.56 B43	50 10 412 093
8500 E-tronic	4.12 TCE	/
Ram 2500 5.9	/	/
7215	Maxx Force 6.0A	/

## (3) Injector Solenoid Valve O-ring Part Number Common Writing

F00RJ00220, F 00R J00 220, F00 RJ0 0220, F00RJ00 220, F00 RJ00220, F 00RJ00220

### 1.3. F00RJ00220 Injector Solenoid Valve O-ring Parameter

Adaptation System: Common Rail System

Injector Solenoid Valve O-ring Series: 110 Series

Injector Solenoid Valve O-ring Type: Electromagnetic

### 1.4. F00RJ00220 Injector Solenoid Valve O-ring Specifications And Dimensions

Injector Solenoid Valve O-ring Size: Outer diameter: 27.5mm Inner diameter: 24.7mm Diameter: 1.4mm

Injector Solenoid Valve O-ring Net Weight: 1g

Injector Solenoid Valve O-ring Gross Weight: 10g

Injector Solenoid Valve O-ring Quality: China Made New

Injector Solenoid Valve O-ring Package Size: 11cm\* 10cm \*1cm

Injector Solenoid Valve O-ring Type: High Pressure Common Rail Injector Solenoid Valve O-ring

Injector Solenoid Valve O-ring MOQ: 100pcs

### 1.5.F00RJ00220 Injector Solenoid Valve O-ring Quality Control

#### (1) Injector Solenoid Valve O-ring Testing

All injector solenoid valve O-ring spare parts are tested for electrical characteristics, accuracy, high temperature, low temperature, withstand voltage, leakage, durability, and various working conditions.

#### (2) Injector Solenoid Valve O-ring Assembling

For the quality control of the injector solenoid valve O-ring production and installation process, our company strictly follows the standard product installation data and product installation steps to install, such as injector solenoid valve O-ring stroke test, injector solenoid valve O-ring solenoid valve tightening torque, injector solenoid valve O-ring nozzle tightening torque.

#### (3) Injector Solenoid Valve O-ring Inspection

The factory inspection of the injector solenoid valve O-ring is undergone full inspection, random inspection, and batch inspection three inspections. Different brands of test benches are used to test the

same injector solenoid valve O-ring for more than three times for factory inspection, and the injector solenoid valve O-ring installation testing environment are progressed in dust-free workshop.

#### 1.6.F00RJ00220 Injector Solenoid Valve O-ring Customized Service

**(1) Injector Solenoid Valve O-ring Customized Service Coverage:** Meet the customized needs of OEM manufacturers for shell lettering, logo engraving, injector solenoid valve O-ring internal packaging, injector solenoid valve O-ring external packaging and labels customized, etc.



#### (2) Injector Solenoid Valve O-ring Customized Service Requirements:

The quantity of customized injector solenoid valve O-rings shall not be less than **10 pieces**.

The quantity of customized injector solenoid valve O-ring packages shall not be less than **1000 pieces**.

Customized products involve the need of specify logo, the OEM manufacturer needs to provide trademark authorization and the sample of logo image file.

⚠ **Once the customized injector solenoid valve O-ring is sold, it cannot be returned or exchanged if there is no quality problem.**

#### 1.7.F00RJ00220 Injector Solenoid Valve O-ring Packing List and Package Size

##### (1) Injector Solenoid Valve O-ring Parts List

No.	1	2	3
Image			
Name	Injector solenoid valve O-ring assy	Body O-ring diameter size	Body O-ring inner diameter
Description		Diameter: 1.4mm	Inner diameter: 24.7mm
No.	4		
Image		/	/
Name	Body O-ring outer diameter	/	/
Description	Outer diameter: 27.5mm	/	/

⚠ Minors are forbidden to use the injector solenoid valve O-ring assembly, O-ring, nozzle protective cover, fuel injector solenoid valve O-ring housing protective cover, oil return protective cover, VCI anti-rust bag, and air bubble bag to avoid personal injury.

⚠ O-ring and nozzle gasket are disposable installation accessories, and need to be replaced for re-installation.

⚠ The nozzle protective cover, the injector solenoid valve O-ring housing protective cover, and the oil return protective cover are recyclable accessories and can be recycled.

⚠ VCI anti-rust bags and bubble bags are non-degradable materials, please dispose them properly after using.

⚠ The injector solenoid valve O-ring and the installation parts should be coated with appropriate sealing oil during installation.

## (2) Injector Solenoid Valve O-ring Package Size



No.	Name	Injector Solenoid Valve O-ring Package Size (cm)
1	Injector Solenoid Valve O-ring Package	11*10*3

### 1.8.F00RJ00220 Injector Solenoid Valve O-ring Testing Standard and Certificate

Shumatt can provide the factory quality inspection test report of each injector solenoid valve O-ring to ensure that each delivered injector solenoid valve O-ring meets the engine performance indicators.

BOTEN		测试报告		4.05.2019 10:42:09	
承办单位: _____					
电话:		地址: _____			
传真:		检测人: _____			
客户姓名:		_____			
电话:		检测机构: _____			
传真:		客户签名: _____			
检测项目: _____					
合计名称: 标准油 _____					
型号-零件号: _____					
配置内: _____					
<b>检测结果</b>					
测试编号: C05002+G511					
检测项名称		参考值范围	实际测量值	合格判定标准	
IGAK TEST:	32	<= 4	4.5	30.0 <= 4.5	
Radn:	32	4	75%	30.0 <= 4.5	
WKFst:	32	> 7 ± 10.5	CX	.....	
Mov:	20.5	20.0 ± 1.4	CX	.....	
TL:	28.4	24.0 ± 2.5	CX	.....	
EL:	14.1	7.5 ± 4.8	CX	.....	
VE:	5.7	4.5 ± 1.8	CX	.....	
<input type="checkbox"/> ch1 <input type="checkbox"/> ch2 <input type="checkbox"/> ch3 <input type="checkbox"/> ch4 <input type="checkbox"/> ch5 <input type="checkbox"/> ch6 <input type="checkbox"/> ch7    检测日期: _____ <input type="checkbox"/> 维修前 <input type="checkbox"/> 维修后					

### 1.9.F00RJ00220 Injector Solenoid Valve O-ring Warranty Instructions

## (1) Product Warranty Conditions and Instructions

It is necessary to provide pictures, videos, or test reports detected by the injector solenoid valve O-ring inspection equipment when the injector solenoid valve O-ring is abnormal during use as evidence to feed back to the salesman.

Abnormal conditions are properly explained such as: 1.Smoke, 2. Engine shake, 3. Difficulty starting the engine, 4. Engine noise, 5. oil leakage etc.

## (2) Injector Solenoid Valve O-ring Warranty Coverage

Within 15 days after customer receives the F00RJ00220 injector solenoid valve O-ring, if there is a performance failure and the product has no appearance damage, customer can choose to replace it or repair it;

If the F00RJ00220 injector solenoid valve O-ring has performance problems during the warranty period (6-12 months), and it is confirmed that it is product's problems after testing, you can contact our salesmen to replace the same model or a reworked product with the same performance for free;

If the injector solenoid valve O-ring house has obvious scratches, it can only be repaired and it will be returned as it is if the product is confirmed to be fault-free.

**⚠ Tips:** For products not covered by warranty, our company can provide paid maintenance services. For products after paid repaired, the same performance problem will have a free warranty period within 3 months from the date of repairing.

### (3) Injector Solenoid Valve O-ring Out of Warranty Coverage



- ① The warranty period has expired.
- ② Injector solenoid valve O-ring failure caused by high temperature, high pressure, humidity, rain and snow, saline-alkali land, earthquake, and used in abnormal environment.
- ③ Customer disassembles or repairs the injector solenoid valve O-ring personally resulting in damage to the injector solenoid valve O-ring.
- ④ Injector solenoid valve O-ring damage caused by man-made reasons (throwing, strong magnetic field magnetization, set fire).
- ⑤ Injector solenoid valve O-ring failure or injector solenoid valve O-ring damage caused by non-injector solenoid valve O-ring design, technology, manufacturing, quality, and other issues.
- ⑥ Injector solenoid valve O-ring failure due to system pressure exceeding system approved pressure.
- ⑦ Injector solenoid valve O-ring failure caused by system voltage exceeding approved voltage.
- ⑧ Injector solenoid valve O-ring failure caused by impurities (water, lead, aluminum powder, iron powder, sulfide) in the system fuel exceeding the standard requirements.
- ⑨ Injector solenoid valve O-ring failure caused by not installing according to the tightening torque specified in the vehicle engine maintenance manual (the tightening torque is too large or too small).
- ⑩ Injector Solenoid valve O-ring failure caused by not following the installation angle specified in the vehicle engine maintenance manual.
- 11 Injector solenoid valve O-ring failure caused by not following the cleaning requirements specified in the vehicle engine maintenance manual.
- 12 Injector solenoid valve O-ring failure caused by failure to replace consumable parts as specified in the vehicle engine maintenance manual.
- 13 Injector solenoid valve O-ring failure caused by not complying with the intake system fit clearance and exhaust system fit clearance requirements specified in the vehicle engine maintenance manual.
- 14 Failure to replace the consumable parts and the fitting clearance of the oil inlet system pipeline and the injector solenoid valve O-ring connection in accordance with the fuel intake system specified in the vehicle engine maintenance manual.

#### 1.10.F00RJ00220 Injector Solenoid Valve O-ring Manufacturer

**Injector Solenoid Valve O-ring's Manufacturer:** Shenzhen Shumatt Technology Co., Ltd

#### 2.F00RJ00220 Injector Solenoid Valve O-ring Technical Support

##### 2.1.F00RJ00220 Injector Solenoid Valve O-ring Usage Location

(1) E.g.: See the injector solenoid valve O-ring location as follows

No.	Name
A	Injector Solenoid Valve O-ring





## 2.2.F00RJ00220 Injector Solenoid Valve O-ring Installation

### (1) F00RJ00220 Injector Solenoid Valve O-ring Installation Precautions:

- ⚠ The replacement of the injector solenoid valve O-ring must strictly follow the electrical system, the approved pressure of the low-pressure fuel intake system, the approved pressure of the high-pressure fuel circuit system, and fuel system replacement consumables requirements (including the low-pressure fuel circuit system filter and the high-pressure fuel circuit) specified in the vehicle engine maintenance manual.
- ⚠ Strictly follow the operation manual of replacement of wearing parts of the fuel system, cleaning requirements for the connection between the fuel system and the injector solenoid valve O-ring, the fitting clearance of the injector solenoid valve O-ring connection, the installation angle and tightening torque of the injector solenoid valve O-ring, the fitting clearance of the intake system, and the fitting clearance of the exhaust system, so that to ensure the service life of the engine and the normal operation of the injector solenoid valve O-ring.
- ⚠ When installing the injector solenoid valve O-ring on the engine, it is necessary to clean the engine block, cylinder head and other parts connected to the injector solenoid valve O-ring, and ensure that there is no dust, carbon deposits, water, rust spots, etc.
- ⚠ Before installing, check whether the injector solenoid valve O-ring nozzle gasket has been replaced and installed on the injector solenoid valve O-ring.
- ⚠ When installing the injector solenoid valve O-ring, apply lubricant between the injector solenoid valve O-ring, injector solenoid valve O-ring nozzle sealing gasket and O-ring.
- ⚠ If a new gasket is not replaced, it can lead to: deformation of the tight cap of nozzle, deformation of

nozzle, deformation of nozzle orifice, oil leakage and air leakage, which will cause serious damage to the injector solenoid valve O-ring and nozzle to break and cause damage to the engine.

⚠ When installing the injector solenoid valve O-ring on the engine, please carefully check the components related to the installation of the injector solenoid valve O-ring to ensure they are not deformed, such as the injector solenoid valve O-ring pressure plate, screw, injector solenoid valve O-ring rod and other accessories, and install it in strict accordance with the operation steps of the engine maintenance manual.

⚠ It is forbidden to operate the bare injector solenoid valve O-ring for a long time in an environment with serious dust pollution and corrosion to iron products.

⚠ It is forbidden to operate the bare injector solenoid valve O-ring for a long time in a strong magnetic field environment.

### 2.3.F00RJ00220 Injector Solenoid Valve O-ring Reasons for Not Working Normally

- (1) There is air in the oil circuit of the engine fuel system.
- (2) Vehicle fuel injector solenoid valve O-ring fuel supply system is abnormal.
- (3) Engine common rail system oil leakage or pressure limiting valve damage.
- (4) There is a short circuit, cutting out and poor contact in the wiring harness connected to the injector solenoid valve O-ring of the vehicle.
- (5) The long-term placement of the injector solenoid valve O-ring causes the anti-rust oil to solidify, and the internal components are stuck or the oil holes are blocked.

⚠ Before installing, carefully check whether other components in the common rail system except the injector solenoid valve O-ring are damaged to prevent the injector solenoid valve O-ring from not working properly after being replaced.

### 2.4.F00RJ00220 Injector Solenoid Valve O-ring Causes of Being Damaged

- (1) Didn't operate properly according to engine maintenance manual during disassembly or installation, resulting in damage to the injector solenoid valve O-ring.
- (2) The fuel oil used for the vehicle does not meet the standard cause damage to the injector solenoid valve O-ring, such as: the water content in the fuel oil exceeds the standard, iron powder, aluminum powder, sulfide impurities exceed the standard, etc.
- (3) The engine is not regularly maintained according to the engine maintenance manual (please refer to the vehicle maintenance manual for the maintenance mileage). For example, failure to replace the lubricating oil of the engine system for a long time will cause abnormal wear of the engine, excessive exhaust gas volume or a large amount of carbon deposits inside the engine. The filter is not replaced during maintenance or the replaced filter cannot reach the original filter standard. all above reasons can cause damage to the injector solenoid valve O-ring.
- (4) The abrasion of the injector solenoid valve O-ring produces iron powder and aluminum powder enter the injector solenoid valve O-ring and cause damage to the injector solenoid valve O-ring.
- (5) The deformation and abrasion of fuel tank result in iron powder or aluminum powder entering the injector solenoid valve O-ring and causing damage to the injector solenoid valve O-ring.
- (6) The injector solenoid valve O-ring is damaged due to replacement or adjustment of the relevant parts

of the injector solenoid valve O-ring. For example, the valve clearance does not meet the standard after the engine is repaired, the replacement or modification of the wiring harness connected to the injector solenoid valve O-ring fails to meet the original standard.

- (7) The engine is overheated and overloaded for a long-time working result in damage to the injector solenoid valve O-ring.
- (8) The injector solenoid valve O-ring will be damaged naturally at the end of its working life.
- (9) The injector solenoid valve O-ring is magnetized (injector solenoid valve O-ring parts' magnetic exceeded) causing the injector solenoid valve O-ring to not work properly.

**⚠ Before replacing the injector solenoid valve O-ring, please check the engine parts carefully according to the engine maintenance manual to avoid the injector solenoid valve O-ring being damaged again after replacement.**

## **2.5.F00RJ00220 Injector Solenoid Valve O-ring Technical Support Obtaining Methods**

(1) Injector Solenoid Valve O-ring Technical File , visit <http://shumatt.com> to get the technical file.

(2) **Injector Solenoid Valve O-ring Technical Videos**

**Facebook:** Visit <https://www.facebook.com/hison.li> to get the technical videos, constantly follow can get more information.

**YouTube:** [https://www.youtube.com/channel/UCByvYBx7VjV\\_mAfxh\\_Hu-aw](https://www.youtube.com/channel/UCByvYBx7VjV_mAfxh_Hu-aw) to get the technical videos, constantly follow can get more information.

**Shumatt:** Visit <http://shumatt.com> to get the technical videos.

(3) Injector Solenoid Valve O-ring Information Query Software

TruckBook Parts EPC APP, Android/Apple App Store download and install, visit <http://shumatt.com> to get the download and installation tutorial

(4) Search The injector solenoid valve O-ring test data through TruckBook Parts EPC APP.

## **3.F00RJ00220 Injector Solenoid Valve O-ring Purchase and Delivery**

### **3.1.F00RJ00220 Injector Solenoid Valve O-ring Purchase Payment Term**

**Payment Terms:** T/T, PayPal, Alipay, WeChat

**⚠ Please contact our salesmen for specific payment information.**

### **3.2.F00RJ00220 Injector Solenoid Valve O-ring Main Sales Markets**

**Injector Solenoid Valve O-ring main sales markets:** Asia, Europe, North America, South America, Africa etc.

### **3.3.F00RJ00220 Injector Solenoid Valve O-ring Declaration Requirements**

**Shumatt can assist customers to provide the following documents for import customs clearance: contract, invoice, packing list, bill of lading, insurance policy, certificate of origin, etc.**

### **3.4.F00RJ00220 Injector Solenoid Valve O-ring Shipping Ways**

**Destination in China Areas:** SF Express, Debon Express, the corresponding logistics company can be provided according to customer requirements in special cases.

**Destinations Out of China's Areas:** DHL, UPS, FedEx, TNT air, ocean or other shipping methods required by customers.

**3.5.F00RJ00220 Injector Solenoid Valve O-ring Lead time**

**Lead time:** Send out within 3 – 7 working days after receiving payment ( Except for special products and special cases )

**3.6.F00RJ00220 Injector Solenoid Valve O-ring Logistics Time for Destination Out of China's Areas**

**DHL Logistics Time:**

Country or Region of Departure	Hong Kong, China	Other Countries or Regions of Asia	Australia and New Zealand	Europe	America	Other Countries
China's Mainland	7 Days	7 Days	8 Days	8 Days	8-12 Days	7-10 Days

**UPS Logistics Time: Country or Region of Departure: China's Mainland**

Country of Destination	Estimated Arrival Time	Country of Destination	Estimated Arrival Time	Country of Destination	Estimated Arrival Time
Japan	3 Days	UK	5-7Days	Egypt	5-7 Days
Turkey	5-7 Days	Singapore	3 Days	Switzerland	5-7 Days
Bahrain	5-7 Days	Latvia	7-10 Days	New Zealand	7-10 Days
Sri Lanka	5-7 Days	Thailand	3 Days	Austria	5-7 Days
Romania	5-7 Days	Vietnam	3-5 Days	Estonia	5-7 Days
Malaysia	3-5 Days	Israel	5-7 Days	Mexico	7-10 Days
France	5-7 Days	America	5-7 Days	United Arab Emirates	5-7 Days
Italy	5-7 Days	Netherlands	5-7 Days	Bengal	7-10 Days
Lebanon	5-7 Days	Philippine	3-5 Days	Greece	7-10 Days
South Korea	3 Days	Spain	5-7 Days	Myanmar	5-7 Days
Canada	5-7 Days	Germany	5-7 Days	Saudi Arabia	7-10 Days
Portugal	5-7 Days	Australia	5-7 Days	South Africa	7-10 Days
Denmark	5-7 Days	Belgium	5-7 Days	Ukraine	7-10 Days
India	7-10 Days	Qatar	7-10 Days	Poland	5-7 Days
Indonesia	3-5 Days	Morocco	7-10 Days	Pakistan	7-10 Days
Kuwait	7-10 Days	/	/	/	/

**⚠ The logistics time is for reference only and is subject to the actual arrival.**

**3.7.F00RJ00220 Injector Solenoid Valve O-ring Packing**

**Domestic express packaging:** Usually wrapped in waterproof scotch tape, such as picture No.1.

**International express packaging:** Wrapped with waterproof yellow tape After wrapping the black protective film, such as picture No. 2.

**Pallet Shipping:** Use fumigation free and recycling trays that meet export requirements, and use white wrapping protective film to wrap and bind with cable ties for the outside, such as picture No. 3,

also, the products can be packaged according to customers' requirements.



The packing tray is made of plastic and can be recycled.



Transparent tape, yellow tape, black wrapping protective film, white wrapping protective film are non-degradable materials, please dispose of them properly.




Minors are prohibited from using transparent tape, yellow tape, black wrapping protective film, and white wrapping protective film to avoid personal injury.



Pic No. 1

**Domestic express packaging:**

Wrapped with Transparent tape



Pic No. 2

**International express packaging:**

Wrapped with yellow tape after wrapping black protective film



Pic No. 3

**Pallet Shipping:** Use pallet that meet export requirements, and use white wrapping protective film to wrap and bind with cable ties

#### **4.F00RJ00220 Injector Solenoid Valve O-ring Storage Standard**

##### **(1) Choose a suitable storage place**

The warehouse and cargo yard where the injector solenoid valve O-ring is stored should be kept clean and dry, and away from the factory buildings that generate harmful gases and dust; do not mix with acids, alkali, salt and other substances; the storage place should have a good drainage system; the cargo yard

should be flattened with gravel or furnace ash etc. to enhance the water permeability of the surface layer to keep the reservoir area dry.

## **(2) Strict requirements of warehousing**

Strict inspections should be carried out when the injector solenoid valve O-rings are put into storage, the surface cleaning work should be done well to remove water traces, oil stains, ash, and other dirt, remove the rust and do anti-rust treatment in time. Packaged injector solenoid valve O-rings must be protected from damage.

## **(3) Keep the warehouse dry and preventing moisture**

The relative humidity is usually below 70% for the injector solenoid valve O-rings placed in the room, and the corrosion of the injector solenoid valve O-rings is significantly reduced.

Injector Solenoid Valve O-rings must be stored in the warehouse, and they are forbidden to store in the same warehouse with commodities with high water content.

## **(4) Stack Properly**

After the injector solenoid valve O-ring is exposed to rain, the corrosion rate will increase significantly. The purpose of sealing is to isolate the injector solenoid valve O-ring from rainwater and humid air, so the warehouse window should be checked in time to avoid rainwater entering the warehouse

If the injector solenoid valve O-ring package is damaged, it should be repaired or replaced; when the package is damp, the packaging material should be dried; if the original anti-corrosion and oil applied at the factory is found to be damaged or dried up, it should be cleaned and re-applied oil in time.

⚠ It is forbidden to leave the injector solenoid valve O-ring exposed in the air for a long time.

⚠ It is forbidden to store acids, alkali, salt, and other substances together with the injector solenoid Valve O-ring.

⚠ The unpacked injector solenoid valve O-ring must be rust-proof during secondary storage.

## **5. Company Information**






### 5.1. Company Introduction

**Chinese Name:** 深圳市舒马特科技有限公司

**English Name:** Shenzhen Shumatt Technology Co., Ltd.


 **Mob Phone/WeChat:** +86-13410541523

 **HK Telephone:** +852-67653519

 **Telephone:** +86-755-23215133


 **Email:** [ruby@shumatt.com](mailto:ruby@shumatt.com)

 **Website:** [www.shumatt.net](http://www.shumatt.net)

 **Shenzhen Office:** 11-12, Floor 14, Building 13, Qinchengda Building, Exit A, Honglang North Subway Station, Bao'an District, Shenzhen, China's Mainland

 **Shenzhen Office:** Exit C, Qiao Touxu Metro Station, NO. 66 Chongqing Road, Fuhai Avenue, Bao'an District, Shenzhen, China Mainland

 **Hong Kong Office:** Jianfa Street Industrial Zone, Tuen Mun, New Territories, Hong Kong, China

 **After-sales Service Address:** Please contact our salesmen to obtain and provide the corresponding product maintenance reasons (Reference: [1.9. F00RJ00220 Injector Solenoid Valve O-ring Warranty Instructions](#))



## 5.2.Sales-men's Contact Information

No.	Name	WeChat/WhatsApp	Email
1	Ruby	+86-13410541523	ruby@shumatt.com
2	Ivy	+86-18025309821	sales@shumatt.com
3	Rebecca	+86-18025349821	sales01@shumatt.com
4	Janny	+86-18028749821	sales02@shumatt.com
5	Sam	+86-13316859821	Sales8@shumatt.com
6	Natalie	+86-18938945856	sales15@shumatt.com
7	Ada	+86-1342286353	sales5@shumatt.com
8	Hison Li	+86-18318811871	web@shumatt.com
9	Mecca	+86-18938948618	sales11@shumatt.com
10	Eric	+86 18319033618	sales3@shumatt.com
11	Wayne ( Joaquín en español )	+86-13316959821	wayne@shumatt.com
12	Sylvia	+86 18312499884	sales6@shumatt.com
Visit <a href="http://shumatt.com">http://shumatt.com</a> to obtain the latest information of salesmen			
PS: Shumatt's sales-men's emails are all end with <b>@shumatt.com</b>			

## 6.Copyright Statement

The copyright of any contents (including but not limited to parameters, data, text, charts, images, sounds, or videos, etc.) provided in "*F00RJ00220 Injector Solenoid Valve O-ring Technical File*" belong to Shenzhen Shumatt Technology Co., Ltd. Without the prior written permission of Shenzhen Shumatt Technology Co., Ltd., you are not allowed to modify any contents in "*F00RJ00220 Injector Solenoid Valve O-ring Technical File*" in any way. At the same time, any conditions to spread, re-post, display the contents of "*F00RJ00220 Injector Solenoid Valve O-ring Technical File*" should indicate that the cited article is from Shenzhen Shumatt Technology Co., Ltd., Any actions failure to follow above conditions to use "*F00RJ00220 Injector Solenoid Valve O-ring Technical File*" will violate the "Copyright Law of the People's Republic of China" and other laws and regulations and the provisions of relevant international conventions.