

**F00RJ01482 Injector Body O-ring Technical File**

SKU: G1L2F00RJ01482



**F00RJ01482 injector body O-ring Technical File****content**

1. F00RJ01482 Injector Body O-ring Introduction .....	2
1.1. F00RJ01482 Injector Body O-ring Basic Information .....	2
1.2. F00RJ01482 Injector Body O-ring Common Part Number .....	2
1.3. F00RJ01482 Injector Body O-ring Parameter .....	2
1.4. F00RJ01482 Injector Body O-ring Specifications And Dimensions .....	2
1.5. F00RJ01482 Injector Body O-ring Quality Control .....	2
1.6. F00RJ01482 Injector Body O-ring Customized Service .....	3
1.7. F00RJ01482 Injector Body O-ring Packing List and Package Size .....	3
1.8. F00RJ01482 Injector Body O-ring Testing Standard and Certificate .....	5
1.9. F00RJ01482 Injector Body O-ring Warranty Instructions .....	5
1.10. F00RJ01482 Injector Body O-ring Manufacturer .....	6
2. F00RJ01482 Injector Body O-ring Technical Support .....	6
2.1. F00RJ01482 Injector Body O-ring Usage Location .....	6
2.2. F00RJ01482 Injector Body O-ring Installation .....	7
2.3. F00RJ01482 Injector Body O-ring Reasons for Not Working Normally .....	8
2.4. F00RJ01482 Injector Body O-ring Causes of Being Damaged .....	8
2.5. F00RJ01482 Injector Body O-ring Technical Support Obtaining Methods .....	9
3. F00RJ01482 Injector Body O-ring Purchase and Delivery .....	9
3.1. F00RJ01482 Injector Body O-ring Purchase Payment Term .....	9
3.2. F00RJ01482 Injector Body O-ring Main Sales Markets .....	9
3.3. F00RJ01482 Injector Body O-ring Declaration Requirements .....	10
3.4. F00RJ01482 Injector Body O-ring Shipping Ways .....	10
3.5. F00RJ01482 Injector Body O-ring Lead time .....	10
3.6. F00RJ01482 Injector Body O-ring Logistics Time for Destination Out of China's Areas .....	10
3.7. F00RJ01482 Injector Body O-ring Packing .....	11
4. F00RJ01482 Injector Body O-ring Storage Standard .....	12
5. Company Information .....	12
5.1. Company Introduction .....	13
5.2. Sales-men's Contact Information .....	14
6. Copyright Statement .....	14

**F00RJ01482 Injector Body O-ring Technical File****1. F00RJ01482 Injector Body O-ring Introduction****1.1. F00RJ01482 Injector Body O-ring Basic Information**

Title	F00RJ01482 Injector Body O-ring	Quality
SKU	G1L2F00RJ01482	China Made New

**1.2. F00RJ01482 Injector Body O-ring Common Part Number****(1) Injector Body O-ring Applicable Injector Model**

Injector Part Number	Injector Part Number	Injector Part Number	Injector Part Number	Injector Part Number
0445110519	0445120066	0445120067	0445120469	0445120470
0986435548	0986435549	/	/	/

**(2) Injector Body O-ring Matching Information**

Car Model	Engine Number	OE Number
1214 3.9 Turbo	4D34i	/

**(3) Injector Body O-ring Part Number Common Writing**

F00RJ01482, F 00R J01 482, F00 RJ0 1482, F00RJ01 482, F00R J01482, F 00RJ01482

**1.3. F00RJ01482 Injector Body O-ring Parameter**

Adaptation System: **Common Rail System**

Injector Body O-ring Series: **120 Series**

Injector Body O-ring Type: **Electromagnetic**

**1.4. F00RJ01482 Injector Body O-ring Specifications And Dimensions**

Injector Body O-ring Size: **Diameter: 2.6mm Inner diameter: 16.1mm Outer diameter: 21.3mm**

Injector Body O-ring Net Weight: **0.6g**

Injector Body O-ring Gross Weight: **10g**

Injector Body O-ring Quality: **China Made New**

Injector Body O-ring Package Size: **17cm\* 4cm \*1cm**

Injector Body O-ring Type: **High Pressure Common Rail Injector Body O-ring**

Injector Body O-ring MOQ: **100pcs**

**1.5.F00RJ01482 Injector Body O-ring Quality Control****(1) Injector Body O-ring Testing**

All injector body O-ring spare parts are tested for electrical characteristics, accuracy, high temperature, low temperature, withstand voltage, leakage, durability, and various working conditions.

## (2) Injector Body O-ring Assembling

For the quality control of the injector body O-ring production and installation process, our company strictly follows the standard product installation data and product installation steps to install, such as injector body O-ring stroke test, injector body O-ring solenoid valve tightening torque, injector body O-ring nozzle tightening torque.

## (3) Injector Body O-ring Inspection

The factory inspection of the injector body O-ring is undergone full inspection, random inspection, and batch inspection three inspections. Different brands of test benches are used to test the same injector body O-ring for more than three times for factory inspection, and the injector body O-ring installation testing environment are progressed in dust-free workshop.

### 1.6.F00RJ01482 Injector Body O-ring Customized Service

**(1) Injector Body O-ring Customized Service Coverage:** Meet the customized needs of OEM manufacturers for shell lettering, logo engraving, injector body O-ring internal packaging, injector body O-ring external packaging and labels customized, etc.



Injector Body O-ring Packing

## (2) Injector Body O-ring Customized Service Requirements:

The quantity of customized injector body O-rings shall not be less than **10 pieces**.

The quantity of customized injector body O-ring packages shall not be less than **1000 pieces**.

Customized products involve the need of specify logo, the OEM manufacturer needs to provide trademark authorization and the sample of logo image file.

▲ **Once the customized injector body O-ring is sold, it cannot be returned or exchanged if there is no quality problem.**

### 1.7.F00RJ01482 Injector Body O-ring Packing List and Package Size

#### (1) Injector Body O-ring Parts List

No.	1	2	3
Image			
Name	Injector body O-ring assy	Copper pad diameter size	Copper pad inner diameter
Description		Diameter: 3mm	Inner diameter: 24mm
No.	4		

Image		/	/
Name	Copper pad outer diameter	/	/
Description	Outer diameter: 30mm	/	/

⚠ Minors are forbidden to use the injector body O-ring assembly, O-ring, nozzle protective cover, fuel injector body O-ring housing protective cover, oil return protective cover, VCI anti-rust bag, and air bubble bag to avoid personal injury.

⚠ O-ring and nozzle gasket are disposable installation accessories, and need to be replaced for re-installation.

⚠ The nozzle protective cover, the injector body O-ring housing protective cover, and the oil return protective cover are recyclable accessories and can be recycled.

⚠ VCI anti-rust bags and bubble bags are non-degradable materials, please dispose them properly after using.

⚠ The injector body O-ring and the installation parts should be coated with appropriate sealing oil during installation.

## (2) Injector Body O-ring Package Size



No.	Name	Injector Body O-ring Package Size (cm)
1	Injector Body O-ring Package	17*14*1

### 1.8.F00RJ01482 Injector Body O-ring Testing Standard and Certificate

Shumatt can provide the factory quality inspection test report of each injector body O-ring to ensure that each delivered injector body O-ring meets the engine performance indicators.

BOTEN		测试报告		4.05.2019 10:42:09	
企业名称: _____ 电话: _____ 地址: _____ 传真: _____ 检测人: _____ 客户地址: _____ 电话: _____ 检测单位: _____ 传真: _____ 客户姓名: _____ 检测描述: _____ 检测名称: 检测器 型号-零件号: _____ 检测时间: _____					
<b>检测结果</b>					
检测标准: C94.002-6511 检测项目: 检测器性能 检测结果: 合格					
ISAR TEST:	32	4	0.5	20.0 ± 1.0	✓
Bar:	32	4	7.5	20.0 ± 1.0	✓
WPR:	32	42.5 ± 1.0	0.5	20.0 ± 1.0	✓
Max:	291.5	291.5 ± 1.4	0.5	20.0 ± 1.0	✓
TL:	28.4	28.4 ± 0.5	0.5	20.0 ± 1.0	✓
LL:	14.1	14.1 ± 0.8	0.5	20.0 ± 1.0	✓
VE:	42	42.0 ± 0.8	0.5	20.0 ± 1.0	✓
检测人: _____ 检测日期: _____ <input type="checkbox"/> 合格 <input type="checkbox"/> 不合格					

### 1.9.F00RJ01482 Injector Body O-ring Warranty Instructions

#### (1) Product Warranty Conditions and Instructions

It is necessary to provide pictures, videos, or test reports detected by the injector body O-ring inspection equipment when the injector body O-ring is abnormal during use as evidence to feed back to the salesman.

Abnormal conditions are properly explained such as: 1.Smoke, 2. Engine shake, 3. Difficulty starting the engine, 4. Engine noise, 5. oil leakage etc.

#### (2) Injector Body O-ring Warranty Coverage

Within 15 days after customer receives the F00RJ01482 injector body O-ring, if there is a performance failure and the product has no appearance damage, customer can choose to replace it or repair it;

If the F00RJ01482 injector body O-ring has performance problems during the warranty period (6-12 months), and it is confirmed that it is product's problems after testing, you can contact our salesmen to replace the same model or a reworked product with the same performance for free;

If the injector body O-ring house has obvious scratches, it can only be repaired and it will be returned as it is if the product is confirmed to be fault-free.



**Tips:** For products not covered by warranty, our company can provide paid maintenance services. For

products after paid repaired, the same performance problem will have a free warranty period within 3 months from the date of repairing.

### (3) Injector Body O-ring Out of Warranty Coverage

- ① The warranty period has expired.
- ② Injector body O-ring failure caused by high temperature, high pressure, humidity, rain and snow, saline-alkali land, earthquake, and used in abnormal environment.
- ③ Customer disassembles or repairs the injector body O-ring personally resulting in damage to the injector body O-ring.
- ④ Injector body O-ring damage caused by man-made reasons (throwing, strong magnetic field magnetization, set fire).
- ⑤ Injector body O-ring failure or injector body O-ring damage caused by non-injector body O-ring design, technology, manufacturing, quality, and other issues.
- ⑥ Injector body O-ring failure due to system pressure exceeding system approved pressure.
- ⑦ Injector body O-ring failure caused by system voltage exceeding approved voltage.
- ⑧ Injector body O-ring failure caused by impurities (water, lead, aluminum powder, iron powder, sulfide) in the system fuel exceeding the standard requirements.
- ⑨ Injector body O-ring failure caused by not installing according to the tightening torque specified in the vehicle engine maintenance manual (the tightening torque is too large or too small).
- ⑩ Injector body O-ring failure caused by not following the installation angle specified in the vehicle engine maintenance manual.
- 11 Injector body O-ring failure caused by not following the cleaning requirements specified in the vehicle engine maintenance manual.
- 12 Injector body O-ring failure caused by failure to replace consumable parts as specified in the vehicle engine maintenance manual.
- 13 Injector body O-ring failure caused by not complying with the intake system fit clearance and exhaust system fit clearance requirements specified in the vehicle engine maintenance manual.
- 14 Failure to replace the consumable parts and the fitting clearance of the oil inlet system pipeline and the injector body O-ring connection in accordance with the fuel intake system specified in the vehicle engine maintenance manual.

### 1.10.F00RJ01482 Injector Body O-ring Manufacturer

**Injector Body O-ring's Manufacturer:** Shenzhen Shumatt Technology Co., Ltd

## 2.F00RJ01482 Injector Body O-ring Technical Support

### 2.1.F00RJ01482 Injector Body O-ring Usage Location

(1) E.g.: See the injector body O-ring location as follows

No.	Name
A	Injector Body O-ring





## 2.2.F00RJ01482 Injector Body O-ring Installation

### (1) F00RJ01482 Injector Body O-ring Installation Precautions:

⚠ The replacement of the injector body O-ring must strictly follow the electrical system, the approved pressure of the low-pressure fuel intake system, the approved pressure of the high-pressure fuel circuit system, and fuel system replacement consumables requirements (including the low-pressure fuel circuit system filter and the high-pressure fuel circuit) specified in the vehicle engine maintenance manual.

⚠ Strictly follow the operation manual of replacement of wearing parts of the fuel system, cleaning requirements for the connection between the fuel system and the injector body O-ring, the fitting clearance of the injector body O-ring connection, the installation angle and tightening torque of the injector body O-ring, the fitting clearance of the intake system, and the fitting clearance of the exhaust system, so that to ensure the service life of the engine and the normal operation of the injector body O-ring.

⚠ When installing the injector body O-ring on the engine, it is necessary to clean the engine block, cylinder head and other parts connected to the injector body O-ring, and ensure that there is no dust, carbon deposits, water, rust spots, etc.



⚠ Before installing, check whether the injector body O-ring nozzle gasket has been replaced and installed on the injector body O-ring.

⚠ When installing the injector body O-ring, apply lubricant between the injector body O-ring, injector body O-ring nozzle sealing gasket and O-ring.

⚠ If a new gasket is not replaced, it can lead to: deformation of the tight cap of nozzle, deformation of nozzle, deformation of nozzle orifice, oil leakage and air leakage, which will cause serious damage to the injector body O-ring and nozzle to break and cause damage to the engine.

⚠ When installing the injector body O-ring on the engine, please carefully check the components related to the installation of the injector body O-ring to ensure they are not deformed, such as the injector body O-ring pressure plate, screw, injector body O-ring rod and other accessories, and install it in strict accordance with the operation steps of the engine maintenance manual.

⚠ It is forbidden to operate the bare injector body O-ring for a long time in an environment with serious dust pollution and corrosion to iron products.

⚠ It is forbidden to operate the bare injector body O-ring for a long time in a strong magnetic field environment.

### **2.3.F00RJ01482 Injector Body O-ring Reasons for Not Working Normally**

- (1) There is air in the oil circuit of the engine fuel system.
- (2) Vehicle fuel injector body O-ring fuel supply system is abnormal.
- (3) Engine common rail system oil leakage or pressure limiting valve damage.
- (4) There is a short circuit, cutting out and poor contact in the wiring harness connected to the injector body O-ring of the vehicle.
- (5) The long-term placement of the injector body O-ring causes the anti-rust oil to solidify, and the internal components are stuck or the oil holes are blocked.

⚠ Before installing, carefully check whether other components in the common rail system except the injector body O-ring are damaged to prevent the injector body O-ring from not working properly after being replaced.

### **2.4.F00RJ01482 Injector Body O-ring Causes of Being Damaged**

- (1) Didn't operate properly according to engine maintenance manual during disassembly or installation, resulting in damage to the injector body O-ring.
- (2) The fuel oil used for the vehicle does not meet the standard cause damage to the injector body O-ring, such as: the water content in the fuel oil exceeds the standard, iron powder, aluminum powder, sulfide impurities exceed the standard, etc.
- (3) The engine is not regularly maintained according to the engine maintenance manual (please refer to the vehicle maintenance manual for the maintenance mileage). For example, failure to replace the lubricating oil of the engine system for a long time will cause abnormal wear of the engine, excessive

exhaust gas volume or a large amount of carbon deposits inside the engine. The filter is not replaced during maintenance or the replaced filter cannot reach the original filter standard. all above reasons can cause damage to the injector body O-ring.

- (4) The abrasion of the injector body O-ring produces iron powder and aluminum powder enter the injector body O-ring and cause damage to the injector body O-ring.
- (5) The deformation and abrasion of fuel tank result in iron powder or aluminum powder entering the injector body O-ring and causing damage to the injector body O-ring.
- (6) The injector body O-ring is damaged due to replacement or adjustment of the relevant parts of the injector body O-ring. For example, the valve clearance does not meet the standard after the engine is repaired, the replacement or modification of the wiring harness connected to the injector body O-ring fails to meet the original standard.
- (7) The engine is overheated and overloaded for a long-time working result in damage to the injector body O-ring.
- (8) The injector body O-ring will be damaged naturally at the end of its working life.
- (9) The injector body O-ring is magnetized (injector body O-ring parts' magnetic exceeded) causing the injector body O-ring to not work properly.

**⚠ Before replacing the injector body O-ring, please check the engine parts carefully according to the engine maintenance manual to avoid the injector body O-ring being damaged again after replacement.**

## 2.5.F00RJ01482 Injector Body O-ring Technical Support Obtaining Methods

- (1) Injector Body O-ring Technical File , visit <http://shumatt.com> to get the technical file.

### (2) Injector Body O-ring Technical Videos

**Facebook:** Visit <https://www.facebook.com/hison.li> to get the technical videos, constantly follow can get more information.

**YouTube:** [https://www.youtube.com/channel/UCByvYBx7VjV\\_mAfxh\\_Hu-aw](https://www.youtube.com/channel/UCByvYBx7VjV_mAfxh_Hu-aw) to get the technical videos, constantly follow can get more information.

**Shumatt:** Visit <http://shumatt.com> to get the technical videos.

- (3) Injector Body O-ring Information Query Software  
TruckBook Parts EPC APP, Android/Apple App Store download and install, visit <http://shumatt.com> to get the download and installation tutorial
- (4) Search The injector body O-ring test data through TruckBook Parts EPC APP.

## 3.F00RJ01482 Injector Body O-ring Purchase and Delivery

### 3.1.F00RJ01482 Injector Body O-ring Purchase Payment Term

**Payment Terms:** T/T , PayPal, Alipay, WeChat

**⚠ Please contact our salesmen for specific payment information.**

### 3.2.F00RJ01482 Injector Body O-ring Main Sales Markets

**Injector Body O-ring main sales markets:** Asia, Europe, North America, South America, Africa etc.

**3.3.F00RJ01482 Injector Body O-ring Declaration Requirements**

Shumatt can assist customers to provide the following documents for import customs clearance: contract, invoice, packing list, bill of lading, insurance policy, certificate of origin, etc.

**3.4.F00RJ01482 Injector Body O-ring Shipping Ways**

**Destination in China Areas:** SF Express, Debon Express, the corresponding logistics company can be provided according to customer requirements in special cases.

**Destinations Out of China's Areas:** DHL, UPS, FedEx, TNT air, ocean or other shipping methods required by customers.

**3.5.F00RJ01482 Injector Body O-ring Lead time**

**Lead time:** Send out within 3 – 7 working days after receiving payment (Except for special products and special cases)

**3.6.F00RJ01482 Injector Body O-ring Logistics Time for Destination Out of China's Areas**

**DHL Logistics Time:**

Country or Region of Departure	Hong Kong, China	Other Countries or Regions of Asia	Australia and New Zealand	Europe	America	Other Countries
China's Mainland	7 Days	7 Days	8 Days	8 Days	8-12 Days	7-10 Days

**UPS Logistics Time: Country or Region of Departure: China's Mainland**

Country of Destination	Estimated Arrival Time	Country of Destination	Estimated Arrival Time	Country of Destination	Estimated Arrival Time
Japan	3 Days	UK	5-7Days	Egypt	5-7 Days
Turkey	5-7 Days	Singapore	3 Days	Switzerland	5-7 Days
Bahrain	5-7 Days	Latvia	7-10 Days	New Zealand	7-10 Days
Sri Lanka	5-7 Days	Thailand	3 Days	Austria	5-7 Days
Romania	5-7 Days	Vietnam	3-5 Days	Estonia	5-7 Days
Malaysia	3-5 Days	Israel	5-7 Days	Mexico	7-10 Days
France	5-7 Days	America	5-7 Days	United Arab Emirates	5-7 Days
Italy	5-7 Days	Netherlands	5-7 Days	Bengal	7-10 Days
Lebanon	5-7 Days	Philippine	3-5 Days	Greece	7-10 Days
South Korea	3 Days	Spain	5-7 Days	Myanmar	5-7 Days
Canada	5-7 Days	Germany	5-7 Days	Saudi Arabia	7-10 Days
Portugal	5-7 Days	Australia	5-7 Days	South Africa	7-10 Days
Denmark	5-7 Days	Belgium	5-7 Days	Ukraine	7-10 Days
India	7-10 Days	Qatar	7-10 Days	Poland	5-7 Days
Indonesia	3-5 Days	Morocco	7-10 Days	Pakistan	7-10 Days
Kuwait	7-10 Days	/	/	/	/

**⚠ The logistics time is for reference only and is subject to the actual arrival.**

### 3.7.F00RJ01482 Injector Body O-ring Packing

**Domestic express packaging:** Usually wrapped in waterproof scotch tape, such as picture No.1.

**International express packaging:** Wrapped with waterproof yellow tape After wrapping the black protective film, such as picture No. 2.

**Pallet Shipping:** Use fumigation free and recycling trays that meet export requirements, and use white wrapping protective film to wrap and bind with cable ties for the outside, such as picture No. 3, also, the products can be packaged according to customers' requirements.

⚠ The packing tray is made of plastic and can be recycled.


⚠ Transparent tape, yellow tape, black wrapping protective film, white wrapping protective film are non-degradable materials, please dispose of them properly.

⚠ Minors are prohibited from using transparent tape, yellow tape, black wrapping protective film, and white wrapping protective film to avoid personal injury.



Pic No. 1

**Domestic express packaging:**  
Wrapped with Transparent tape



Pic No. 2

**International express packaging:**  
Wrapped with yellow tape after wrapping black protective film



Pic No. 3

**Pallet Shipping:** Use pallet that meet export requirements, and use white wrapping protective film to wrap and bind with cable ties

#### **4.F00RJ01482 Injector Body O-ring Storage Standard**

##### **(1) Choose a suitable storage place**

The warehouse and cargo yard where the injector body O-ring is stored should be kept clean and dry, and away from the factory buildings that generate harmful gases and dust; do not mix with acids, alkali, salt and other substances; the storage place should have a good drainage system; the cargo yard should be flattened with gravel or furnace ash etc. to enhance the water permeability of the surface layer to keep the reservoir area dry.

##### **(2) Strict requirements of warehousing**

Strict inspections should be carried out when the injector body O-rings are put into storage, the surface cleaning work should be done well to remove water traces, oil stains, ash, and other dirt, remove the rust and do anti-rust treatment in time. Packaged injector body O-rings must be protected from damage.

##### **(3) Keep the warehouse dry and preventing moisture**

The relative humidity is usually below 70% for the injector body O-rings placed in the room, and the corrosion of the injector body O-rings is significantly reduced.

Injector body O-rings must be stored in the warehouse, and they are forbidden to store in the same warehouse with commodities with high water content.

##### **(4) Stack Properly**

After the injector body O-ring is exposed to rain, the corrosion rate will increase significantly. The purpose of sealing is to isolate the injector body O-ring from rainwater and humid air, so the warehouse window should be checked in time to avoid rainwater entering the warehouse

If the injector body O-ring package is damaged, it should be repaired or replaced; when the package is damp, the packaging material should be dried; if the original anti-corrosion and oil applied at the factory is found to be damaged or dried up, it should be cleaned and re-applied oil in time.



It is forbidden to leave the injector body O-ring exposed in the air for a long time.



It is forbidden to store acids, alkali, salt, and other substances together with the injector body O-ring.



The unpacked injector body O-ring must be rust-proof during secondary storage.

#### **5. Company Information**




### 5.1. Company Introduction

**Chinese Name:** 深圳市舒马特科技有限公司

**English Name:** Shenzhen Shumatt Technology Co., Ltd.


 **Mob Phone/WeChat:** +86-13410541523

 **HK Telephone:** +852-67653519

 **Telephone:** +86-755-23215133


 **Email:** [ruby@shumatt.com](mailto:ruby@shumatt.com)

 **Website:** [www.shumatt.net](http://www.shumatt.net)

 **Shenzhen Office:** 11-12, Floor 14, Building 13, Qinchengda Building, Exit A, Honglang North Subway Station, Bao'an District, Shenzhen, China's Mainland

 **Shenzhen Office:** Exit C, Qiao Touxu Metro Station, NO. 66 Chongqing Road, Fuhai Avenue, Bao'an District, Shenzhen, China Mainland

 **Hong Kong Office:** Jianfa Street Industrial Zone, Tuen Mun, New Territories, Hong Kong, China

 **After-sales Service Address:** Please contact our salesmen to obtain and provide the corresponding product maintenance reasons (Reference: [1.9. F00RJ01482 Injector Body O-ring Warranty Instructions](#))



## 5.2.Sales-men's Contact Information

No.	Name	WeChat/WhatsApp	Email
1	Ruby	+86-13410541523	ruby@shumatt.com
2	Ivy	+86-18025309821	sales@shumatt.com
3	Rebecca	+86-18025349821	sales01@shumatt.com
4	Janny	+86-18028749821	sales02@shumatt.com
5	Sam	+86-13316859821	Sales8@shumatt.com
6	Natalie	+86-18938945856	sales15@shumatt.com
7	Ada	+86-1342286353	sales5@shumatt.com
8	Hison Li	+86-18318811871	web@shumatt.com
9	Mecca	+86-18938948618	sales11@shumatt.com
10	Eric	+86 18319033618	sales3@shumatt.com
11	Wayne ( Joaquín en español )	+86-13316959821	wayne@shumatt.com
12	Sylvia	+86 18312499884	sales6@shumatt.com
Visit <a href="http://shumatt.com">http://shumatt.com</a> to obtain the latest information of salesmen			
PS: Shumatt's sales-men's emails are all end with <b>@shumatt.com</b>			

## 6.Copyright Statement

The copyright of any contents (including but not limited to parameters, data, text, charts, images, sounds, or videos, etc.) provided in "*F00RJ01482 Injector Body O-ring Technical File*" belong to Shenzhen Shumatt Technology Co., Ltd. Without the prior written permission of Shenzhen Shumatt Technology Co., Ltd., you are not allowed to modify any contents in "*F00RJ01482 Injector Body O-ring Technical File*" in any way. At the same time, any conditions to spread, re-post, display the contents of "*F00RJ01482 Injector Body O-ring Technical File*" should indicate that the cited article is from Shenzhen Shumatt Technology Co., Ltd., Any actions failure to follow above conditions to use "*F00RJ01482 Injector Body O-ring Technical File*" will violate the "Copyright Law of the People's Republic of China" and other laws and regulations and the provisions of relevant international conventions.