

096030-0070 Fuel Pump Shut-off Solenoid Valve VE Series**Technical File**

SKU1: G1HL10960300070

SKU2: G1DS20960300070



096030-0070 Fuel Pump Shut-off Solenoid Valve VE Series

Technical File

Content

1. 096030-0070 Fuel Pump Shut-off Solenoid Valve Introduction	1
1.1. 096030-0070 Fuel Pump Shut-off Solenoid Valve Basic Information	1
1.2. 096030-0070 Fuel Pump Shut-off Solenoid Valve Common Part Number	1
1.3. 096030-0070 Fuel Pump Shut-off Solenoid Valve Specifications and Dimensions	2
1.4. 096030-0070 Fuel Pump Shut-off Solenoid Valve Quality Control	2
1.5. 096030-0070 Fuel Pump Shut-off Solenoid Valve Customized Service	2
1.6. 096030-0070 Fuel Pump Shut-off Solenoid Valve Packing List and Package Size	3
1.7. 096030-0070 Fuel Pump Shut-off Solenoid Valve Warranty Instructions	3
1.8. 096030-0070 Fuel Pump Shut-off Solenoid Valve Manufacturer	4
2. 096030-0070 Fuel Pump Shut-off Solenoid Valve Technical Support	4
2.1. 096030-0070 Fuel Pump Shut-off Solenoid Valve Technical Support Obtaining Methods	4
3. 096030-0070 Fuel Pump Shut-off Solenoid Valve Purchase and Delivery	5
3.1. 096030-0070 Fuel Pump Shut-off Solenoid Valve Purchase Payment Term	5
3.2. 096030-0070 Fuel Pump Shut-off Solenoid Valve Main Sales Markets	5
3.3. 096030-0070 Fuel Pump Shut-off Solenoid Valve Declaration Requirements	5
3.4. 096030-0070 Fuel Pump Shut-off Solenoid Valve Shipping Ways	5
3.5. 096030-0070 Fuel Pump Shut-off Solenoid Valve Lead time	5
3.6. 096030-0070 Fuel Pump Shut-off Solenoid Valve Logistics Time for Destination Out of China's Areas	5
3.7. 096030-0070 Fuel Pump Shut-off Solenoid Valve Packing	6
4. 096030-0070 Fuel Pump Shut-off Solenoid Valve Storage Standard	7
5. Company Information	7
5.1. Company Introduction	8
5.2. Salesmen's Contact Information	8
6. Copyright Statement	9

096030-0070 Fuel Pump Shut-off Solenoid Valve VE Series**Technical File****1. 096030-0070 Fuel Pump Shut-off Solenoid Valve Introduction****1.1. 096030-0070 Fuel Pump Shut-off Solenoid Valve Basic Information**

Title	096030-0070 Fuel Pump Shut-off Solenoid Valve VE Series	Quality
SKU1	G1HL10960300070	China Made New
SKU2	G1DS20960300070	China Made New

1.2. 096030-0070 Fuel Pump Shut-off Solenoid Valve Common Part Number**(1) Fuel Pump Shut-off Solenoid Valve Application Information**

Fuel Pump Part Number	OE Number	Engine
096000-0482	22100-54111	L
096000-0512	S501 13 800A	XA
096000-0542	22100-54131	L
096000-0590	22100-54180	/
096000-0600	22100-54190	/
096000-0652	22100-54240	L
096000-0710	/	729
096000-0720	22100-64050	1C
096000-0823	22100-54260	2L-T
096000-0830	22100-64130	1C
096000-0840	22100-64140	1C
096000-0900	/	CL
096000-0920	/	CL
096000-1000	22100-64150	1C-L
096000-1010	22100-64160	1C-L
096000-1020	22100-64170	1C-L
096000-1030	22100-64180	1C-L
096000-1040	22100-64190	1C-L
096000-1050	22100-64200	1C-L
096000-1060	22100-64210	1C-L
096000-1070	22100-64220	1C-L
096000-1080	22100-64230	1C

(2) Fuel Pump Shut-off Solenoid Valve Part Number Common Writing

096030-0070

1.3. 096030-0070 Fuel Pump Shut-off Solenoid Valve Specifications and Dimensions**Fuel Pump Shut-off Solenoid Valve Size:** 4cm*2 cm *2 cm**Fuel Pump Shut-off Solenoid Valve Box Size:** 6 cm * 3 cm * 3 cm**Fuel Pump Shut-off Solenoid Valve Net Weight:** 50g**Fuel Pump Shut-off Solenoid Valve Gross Weight:** 80g**Fuel Pump Shut-off Solenoid Valve Quality:** China Made New**Fuel Pump Shut-off Solenoid Valve MOQ:** 4 Pieces**1.4. 096030-0070 Fuel Pump Shut-off Solenoid Valve Quality Control****(1) Fuel Pump Shut-off Solenoid Valve Testing**

All fuel pump shut-off solenoid valve spare parts are tested for electrical characteristics, accuracy, high temperature, low temperature, withstand voltage, leakage, durability, and various working conditions.

(2) Fuel Pump Shut-off Solenoid Valve Inspection

The factory inspection of the fuel pump shut-off solenoid valve is undergone full inspection, random inspection, and batch inspection three inspections. Different brands of test benches are used to test the same fuel pump shut-off solenoid valve for a total of no less than three times for factory inspection, and the fuel pump shut-off solenoid valve installation testing environment are progressed in dust-free workshop.

(3) Fuel Pump Shut-off Solenoid Valve Assembling

When assembling the pump shut-off solenoid valve, our company strictly adheres to the standard technical specifications of the pump shut-off solenoid valve to ensure that each pump shut-off solenoid valve meets both factory and usage standards.

1.5. 096030-0070 Fuel Pump Shut-off Solenoid Valve Customized Service

(1) Fuel Pump Shut-off Solenoid Valve Customized Service: Meet the customized needs of OEM manufacturers for control valve cores and bodies, customized valve body grooves, valve body coding and engraving, valve body QR code engraving, control valve packaging boxes, VCI rust-proof bags and labels customized, etc.



White Neutral Packaging Box

(2) Fuel Pump Shut-off Solenoid Valve Customized Service Requirements:

Customized fuel pump shut-off solenoid valve packages no less than 100 pieces




Customized fuel pump shut-off solenoid valve sales are not less than 100 pieces

When the customized products involve the need of specify logo, the OEM manufacturer needs to provide trademark authorization and the sample of logo image file.

⚠ Once the customized fuel pump shut-off solenoid valve is sold, it cannot be returned or exchanged if there is no quality problems.

1.6.096030-0070 Fuel Pump Shut-off Solenoid Valve Packing List and Package Size

(1) Fuel Pump Shut-off Solenoid Valve Spare Parts List

No.	1	2	3
Image			
Name	Fuel Pump Shut-off Solenoid Valve Assembly	White Neutral Packaging Box	White Bubble Bag
Description	Fuel pump shut-off solenoid valve part number: 096030-0070	Place the fuel pump shut-off solenoid valve	Preventing damage to the fuel pump camshaft from external forces

⚠ Minors are prohibited from using fuel pump shut-off solenoid valve assemblies, VCI rust-proof bags and packaging boxes to prevent personal injury.

⚠ The fuel pump shut-off solenoid valve packaging boxes are reusable accessories and can be reused.

⚠ VCI rust-proof bags are made of non-degradable materials and should be disposed of properly after use.

1.7. 096030-0070 Fuel Pump Shut-off Solenoid Valve Warranty Instructions

(1) Product Warranty Conditions and Instructions

It is necessary to provide pictures, videos, or test reports detected by the fuel pump shut-off solenoid valve inspection equipment when the fuel pump shut-off solenoid valve is abnormal during use as evidence to feed back to the salesman.

Abnormal conditions are properly explained such as: 1.Smoke, 2. Engine shake, 3. Difficulty starting the engine, 4. Engine noise, 5. oil leakage etc.

(2) Fuel Pump Shut-off Solenoid Valve Warranty Coverage

Within 15 days after customer receives the 096030-0070 fuel pump shut-off solenoid valve, if there is a performance failure and the product has no appearance damage, customer can choose to replace it or repair it;

If the 096030-0070 fuel pump shut-off solenoid valve has performance problems during the warranty period (6-12 months), and it is confirmed that it is product's problems after testing, you can contact our salesmen to replace the same model or a reworked product with the same performance for free;

If the fuel pump shut-off solenoid valve house has obvious scratches, it can only be repaired and it will be returned as it is if the product is confirmed to be fault-free.

⚠ Tips: For products not covered by warranty, our company can provide paid maintenance services. For

products after paid repaired, the same performance problem will have a free warranty period within 3 months from the date of repairing.

(3) Fuel Pump Shut-off Solenoid Valve Out of Warranty Coverage

- (1) Damage caused by human error during the assembly of the fuel pump shut-off solenoid valve.
- (2) The warranty period has expired.
- (3) Fuel pump shut-off solenoid valve working failure caused by high temperature, high pressure, humidity, rain and snow, saline-alkali land, earthquake, and used in abnormal environment.
- (4) Fuel pump shut-off solenoid valve damage caused by man-made reasons (throwing, strong magnetic field magnetization, set fire).
- (5) Fuel pump shut-off solenoid valve working failure or fuel pump shut-off solenoid valve damaged caused by non-fuel pump shut-off solenoid valve design, technology, manufacturing, quality and other issues.
- (6) Fuel pump shut-off solenoid valve working failure due to system pressure exceeding system approved pressure.
- (7) Fuel pump shut-off solenoid valve working failure caused by impurities (water, lead, aluminum powder, iron powder, sulfide) in the system fuel exceeding the standard requirements.
- (8) Fuel pump shut-off solenoid valve working failure caused by not installing according to the tightening torque specified in the fuel pump maintenance manual (the tightening torque is too large or too small).
- (9) Fuel pump shut-off solenoid valve working failure caused by not following the installation angle specified in the fuel pump maintenance manual.
- (10) Fuel pump shut-off solenoid valve working failure caused by not following the cleaning requirements specified in the fuel pump maintenance manual.
- (11) Fuel pump shut-off solenoid valve malfunction caused by failure to replace wear parts as specified in the fuel pump repair manual

1.8. 096030-0070 Fuel Pump Shut-off Solenoid Valve Manufacturer

Fuel Pump Shut-off Solenoid Valve Manufacturer: Shenzhen Shumatt Technology Co., Ltd

2. 096030-0070 Fuel Pump Shut-off Solenoid Valve Technical Support

2.1. 096030-0070 Fuel Pump Shut-off Solenoid Valve Technical Support Obtaining Methods

- (1) Fuel Pump Shut-off Solenoid Valve Technical File , visit <http://shumatt.com> to get the technical file.
- (2) Fuel Pump Shut-off Solenoid Valve Technical Videos

Facebook: Visit <https://www.facebook.com/hison.li> to get the technical videos, constantly follow can get more information.

YouTube: https://www.youtube.com/channel/UCByvYBx7VjV_mAfxh_Hu-aw to get the technical videos, constantly follow can get more information.

Shumatt: Visit <http://shumatt.com> to get the technical videos.

- (3) Fuel Pump Shut-off Solenoid Valve Information Query Software
TruckBook Parts EPC APP, Android/Apple App Store download and install, visit <http://shumatt.com> to get the download and installation tutorial
- (4) Search The Fuel Pump Shut-off Solenoid Valve test data through TruckBook Parts EPC APP.

3.096030-0070 Fuel Pump Shut-off Solenoid Valve Purchase and Delivery

3.1.096030-0070 Fuel Pump Shut-off Solenoid Valve Purchase Payment Term

Payment Terms: T/T, PayPal, Alipay, WeChat

⚠ Please contact our salesmen for specific payment information.

3.2.096030-0070 Fuel Pump Shut-off Solenoid Valve Main Sales Markets

fuel pump shut-off solenoid valve main sales markets: Asia, Europe, North America, South America, Africa etc.

3.3.096030-0070 Fuel Pump Shut-off Solenoid Valve Declaration Requirements

Shumatt can assist customers to provide the following documents for import customs clearance: contract, invoice, packing list, bill of lading, insurance policy, certificate of origin, etc.

3.4. 096030-0070 Fuel Pump Shut-off Solenoid Valve Shipping Ways

Destination in China areas: SF Express, Debon Express, the corresponding logistics company can be provided according to customer requirements in special cases.

Destinations out of China's areas: DHL, UPS, FedEx, TNT air, ocean or other shipping methods required by customers.

3.5. 096030-0070 Fuel Pump Shut-off Solenoid Valve Lead time

Lead time: Send out within 3 – 7 working days after receiving payment (Except for special products and special cases) .

3.6. 096030-0070 Fuel Pump Shut-off Solenoid Valve Logistics Time for Destination Out of China's Areas

DHL Logistics Time :

Country or Region of Departure	Hong Kong, China	Other Countries or Regions of Asia	Australia and New Zealand	Europe	America	Other Countries
China's Mainland	7 Days	7 Days	8 Days	8 Days	8-12 Days	7-10 Days

UPS Logistics Time: Country or Region of Departure: China's Mainland

Country of Destination	Estimated Arrival Time	Country of Destination	Estimated Arrival Time	Country of Destination	Estimated Arrival Time
Japan	3 Days	UK	5-7Days	Egypt	5-7 Days
Turkey	5-7 Days	Singapore	3 Days	Switzerland	5-7 Days
Bahrain	5-7 Days	Latvia	7-10 Days	New Zealand	7-10 Days
Sri Lanka	5-7 Days	Thailand	3 Days	Austria	5-7 Days
Romania	5-7 Days	Vietnam	3-5 Days	Estonia	5-7 Days
Malaysia	3-5 Days	Israel	5-7 Days	Mexico	7-10 Days
France	5-7 Days	America	5-7 Days	United Arab Emirates	5-7 Days

Italy	5-7 Days	Netherlands	5-7 Days	Bengal	7-10 Days
Lebanon	5-7 Days	Philippine	3-5 Days	Greece	7-10 Days
South Korea	3 Days	Spain	5-7 Days	Myanmar	5-7 Days
Canada	5-7 Days	Germany	5-7 Days	Saudi Arabia	7-10 Days
Portugal	5-7 Days	Australia	5-7 Days	South Africa	7-10 Days
Denmark	5-7 Days	Belgium	5-7 Days	Ukraine	7-10 Days
India	7-10 Days	Qatar	7-10 Days	Poland	5-7 Days
Indonesia	3-5 Days	Morocco	7-10 Days	Pakistan	7-10 Days
Kuwait	7-10 Days	/	/	/	/

⚠ The logistics time is for reference only , subjects are according to the actual arrival.

3.7. 096030-0070 Fuel Pump Shut-off Solenoid Valve Packing

Domestic express packaging: Usually wrapped in waterproof scotch tape, such as picture No.1.

International express packaging: Wrapped with waterproof yellow tape After wrapping the black protective film, such as picture No. 2.

Pallet Shipping: Use fumigation free and recycling trays that meet export requirements, and use white wrapping protective film to wrap and bind with cable ties for the outside, such as picture No. 3, also, the products can be packaged according to customers' requirements.

⚠ The packing tray is made of plastic and can be recycled.

⚠ Transparent tape, yellow tape, black wrapping protective film, white wrapping protective film are non-degradable materials, please dispose of them properly.

⚠ Minors are prohibited from using transparent tape, yellow tape, black wrapping protective film, and white wrapping protective film to avoid personal injury.

No.	1	2	3
Image			
Name	Domestic Express Packaging	International Express Packaging	Pallet Shipping
Description	Wrapped by transparent tape	Wrapped with yellow tape after wrapping black protective film	Use pallet that meet export requirements, and use white wrapping protective film to wrap and bind with cable ties

4.096030-0070 Fuel Pump Shut-off Solenoid Valve Storage Standard**(1) Choose a suitable storage place**

The warehouse and cargo yard where the fuel pump shut-off solenoid valve is stored should be kept clean and dry, and away from the factory buildings that generate harmful gases and dust; do not mix with acids, alkalis, salts and other substances; the storage place should have a good drainage system; the cargo yard should be flattened with gravel or furnace ash etc. to enhance the water permeability of the surface layer to keep the reservoir area dry.

(2) Strict requirements of warehousing

Strict inspections should be carried out when the fuel pump shut-off solenoid valves are put into storage, the surface cleaning work should be done well to remove water traces, oil stains, ash and other dirt, remove the rust and do anti-rust treatment in time. Packaged fuel pump shut-off solenoid valve must be protected from damage.

(3) Keep the warehouse dry and preventing moisture

The relative humidity is usually below 70% for the fuel pump shut-off solenoid valves placed in the room, and the corrosion of the fuel pump shut-off solenoid valves is significantly reduced.

fuel pump shut-off solenoid valve s must be stored in the warehouse, and they are forbidden to store in the same warehouse with commodities with high water content.

(4) Stack Properly

After the fuel pump shut-off solenoid valve is exposed to rain, the corrosion rate will increase significantly. The purpose of sealing is to isolate the fuel pump shut-off solenoid valve from rainwater and humid air, so the warehouse window should be checked in time to avoid rainwater entering the warehouse

If the fuel pump shut-off solenoid valve package is damaged, it should be repaired or replaced; when the package is damp, the packaging material should be dried; if the original anti-corrosion and oil applied at the factory is found to be damaged or dried up, it should be cleaned and re-applied oil in time.

- ▲ It is forbidden to leave the fuel pump shut-off solenoid valve exposed in the air for a long time.
- ▲ It is forbidden to store acid, alkali, salt and other substances together with the fuel pump shut-off solenoid valve.
- ▲ The unpacked fuel pump shut-off solenoid valve must be rust-proof during secondary storage.


5. Company Information


5.1. Company Introduction

Chinese Name: 深圳市舒马特科技有限公司


English Name: Shenzhen Shumatt Technology Co., Ltd


 **Mob Phone/WeChat:** +86-13410541523


 **HK Telephone:** +852-67653519


 **Telephone:** +86-755-23215133


 **Email:** ruby@shumatt.com

 **Website:** www.shumatt.com

 **Shenzhen Office:** 11-12, Floor 14, Building 13, Qinchengda Building, Exit A, Honglang North Subway Station, Bao'an District, Shenzhen, China's Mainland

 **Shenzhen Office:** Exit C, Qiao Touxu Metro Station, NO. 66 Chongqing Road, Fuhai Avenue, Bao'an District, Shenzhen, China Mainland

 **Hong Kong Office:** Jianfa Street Industrial Zone, Tuen Mun, New Territories, Hong Kong, China

 **After-sales Service Address:** Please contact our salesmen to obtain and provide the corresponding product maintenance reasons (Reference: [1.7. 096030-0070 Fuel Pump Shut-off Solenoid Valve Warranty Instructions](#))

5.2. Salesmen's Contact Information

No.	Name	WeChat/WhatsApp	Email
1	Ruby	+86-13410541523	ruby@shumatt.com
2	Ivy	+86-18025299821	sales@shumatt.com
3	Rebecca	+86-18025349821	sales01@shumatt.com
4	Janny	+86-18028749821	sales02@shumatt.com
5	Sam	+86-13316859821	Sales8@shumatt.com
6	Natalie	+86- 18938945856	sales15@shumatt.com
7	Ada	+86-1342286353	sales5@shumatt.com
8	Hison Li	+86-18318811871	web@shumatt.com
9	Mecca	+86-18938948618	sales11@shumatt.com
10	Eric	+86 18319033618	sales3@shumatt.com
11	Wayne (Joaquín en español)	+86-13316959821	wayne@shumatt.com
12	Sylvia	+86 18312499884	sales6@shumatt.com
Visit http://shumatt.com to obtain the latest information of salesmen			
PS: Shumatt's salesmen's emails are all end with @shumatt.com			

Mob/WhatsApp: +86 13410541523

Email : ruby@shumatt.com

© 2026 Shenzhen Shumatt Technology Co., Ltd

Tel: +8675523215133

Website : www.shumatt.com

6. Copyright Statement

The copyright of any contents (including but not limited to parameters, data, text, charts, images, sounds or videos, etc.) provided in “096030-0070 Fuel Pump Shut-off Solenoid Valve *VE Series* Technical File” belong to Shenzhen Shumatt Technology Co., Ltd. Without the prior written permission of Shenzhen Shumatt Technology Co., Ltd., you are not allowed to modify any contents in “096030-0070 Fuel Pump Shut-off Solenoid Valve *VE Series* Technical File” in any way. At the same time, any conditions to spread, repost, display the contents of “096030-0070 Fuel Pump Shut-off Solenoid Valve *VE Series* Technical File” should indicate that the cited article is from Shenzhen Shumatt Technology Co., Ltd., Any actions failure to follow above conditions to use “096030-0070 Fuel Pump Shut-off Solenoid Valve *VE Series* Technical File” will violate the “Copyright Law of the People's Republic of China” and other laws and regulations and the provisions of relevant international conventions.