

**0281006364 Common Rail Pressure Sensor Technical File**

SKU1: Y1Z200281006364

SKU2: G1GY0281002864

SKU3: G1L30281006364

SKU4: W20000281006364



## 0281006364 Common Rail Pressure Sensor Technical File

### Content

1. 0281006364 Common Rail Pressure Sensor Introduction.....	2
1.1. 0281006364 Common Rail Pressure Sensor Basic Information .....	2
1.2. 0281006364 Common Rail Pressure Sensor Common Part Number .....	2
1.3. 0281006364 Common Rail Pressure Sensor Parameter .....	2
1.4. 0281006364 Common Rail Pressure Sensor Specifications And Dimensions .....	2
1.5. 0281006364 Common Rail Pressure Sensor Quality Control .....	3
1.6. 0281006364 Common Rail Pressure Sensor Customized Service .....	3
1.7. 0281006364 Common Rail Pressure Sensor Packing List and Package Size.....	3
1.8. 0281006364 Common Rail Pressure Sensor Testing Standard and Certificate .....	4
1.9. 0281006364 Common Rail Pressure Sensor Warranty Instructions .....	5
1.10. 0281006364 Common Rail Pressure Sensor Manufacturer .....	6
2. 0281006364 Common Rail Pressure Sensor Technical Support .....	6
2.1. 0281006364 Common Rail Pressure Sensor Coding Position .....	6
2.2. 0281006364 Common Rail Pressure Sensor Installation .....	7
2.3. 0281006364 Common Rail Pressure Sensor Not Working Normally .....	8
2.4. 0281006364 Common Rail Pressure Sensor Causes of Being Damaged .....	8
2.5. 0281006364 Common Rail Pressure Sensor Technical Support Obtaining Methods .....	9
3. 0281006364 Common Rail Pressure Sensor Purchase and Delivery.....	9
3.1. 0281006364 Common Rail Pressure Sensor Purchase Payment Term .....	9
3.2. 0281006364 Common Rail Pressure Sensor Main Sales Markets .....	9
3.3. 0281006364 Common Rail Pressure Sensor Declaration Requirements .....	9
3.4. 0281006364 Common Rail Pressure Sensor Shipping Ways .....	9
3.5. 0281006364 Common Rail Pressure Sensor Lead Time.....	9
3.6. 0281006364 Common Rail Pressure Sensor Logistics Time for Destination Out of China's Areas..	10
3.7. 0281006364 Common Rail Pressure Sensor Packing.....	10
4. 0281006364 Common Rail Pressure Sensor Storage Standard .....	11
5. Company Information .....	12
5.1. Company Introduction.....	13
5.2. Salesmen's Contact Information .....	13
6. Copyright Statement.....	14

## 0281006364 Common Rail Pressure Sensor Technical File

### 1. 0281006364 Common Rail Pressure Sensor Introduction

#### 1.1. 0281006364 Common Rail Pressure Sensor Basic Information

Title	0281006364 Common Rail Pressure Sensor	Quality
SKU1	G1GY0281002864	China Made New
SKU2	G1L30281006364	China Made New
SKU3	Y1Z200281006364	Original New
SKU4	W20000281006364	Original New

#### 1.2. 0281006364 Common Rail Pressure Sensor Common Part Number

##### (1) Common Rail Pressure Sensor Compatible with Common Rail Pipe Models

Common Rail Pipe Number	Common Rail Pipe Number	Common Rail Pipe Number	Common Rail Pipe Number	Common Rail Pipe Number
0445213023	0445213036	0445214225	0445214252	0445214272
0445214086	0445214357	0445214366	0445214386	0445214395
0445214405	0445214430	0445224105	0445224112	0445224113
0445224126	0445224129	0445226158	0445226189	0445226192

##### (2) Common Rail Pressure Sensor Application Information

Vehicle Brand	Car Model	Engine Model	OE Number
/	500 1.3 MultiJet	169 A1.000	55188057

##### (3) Common Rail Pressure Sensor Common Writing

0281006364, 0 281 006 364, 028 100 6364, 0281006 364, 0281 006364, 0 281006364, 0281 006 364

#### 1.3. 0281006364 Common Rail Pressure Sensor Parameter

Adaptation System: Common Rail System

Common Rail Pressure Sensor Series: CR

Common Rail Pressure Sensor Type: Electromagnetic Injector

#### 1.4. 0281006364 Common Rail Pressure Sensor Specifications And Dimensions

Common Rail Pressure Sensor Size: 5cm\* 3cm \*3cm

Common Rail Pressure Sensor Net Weight: 0.03kg

Common Rail Pressure Sensor Gross Weight: 0.06kg

Common Rail Pressure Sensor Quality: China Made New/ Original New

Common Rail Pressure Sensor Package Size : 10cm\* 5cm \*4cm

Common Rail Pressure Sensor Type: Common Rail Pressure Sensor

Common Rail Pressure Sensor MOQ: 1 Pieces

Mob/Whatsapp: +86 13410541523

Email : [ruby@shumatt.com](mailto:ruby@shumatt.com)

Tel: +8675523215133

Website : [www.shumatt.com](http://www.shumatt.com)

© 2026 Shenzhen Shumatt Technology Co., Ltd

**1.5. 0281006364 Common Rail Pressure Sensor Quality Control**

**(1) Common Rail Pressure Sensor Testing**

All common rail pressure sensor parts are tested for electrical characteristics, accuracy, high temperature, low temperature, pressure resistance, leakage, durability, and various working conditions.

**(2) Common Rail Pressure Sensor Assembling**

In addition, the common rail pressure sensor production and installation process quality control, our company strictly follows the standard product installation data and product installation steps for installation, such as common rail pressure sensor stroke test, common rail pressure sensor solenoid valve tightening torque.

**(3) Common Rail Pressure Sensor Inspection**

The common rail pressure sensor factory inspection is tested three times: full inspection, random inspection, and batch inspection. The common rail pressure sensor factory inspection will use different brands of test benches to test the same common rail pressure sensor for a total of no less than three times. The common rail pressure sensor installation and testing environment is completed in a dust-free workshop.

**1.6. 0281006364 Common Rail Pressure Sensor Customized Service**

**(1) Common Rail Pressure Sensor Customized Service Coverage:** Meet the customized needs of OEM manufacturers for shell lettering, logo engraving, common rail pressure sensor internal packaging, common rail pressure sensor external packaging and labels customized, etc.






**(2) Common Rail Pressure Sensor Customized Service Requirements:**

The sales of customized common rail pressure sensor products shall not be less than **10 units**.  
 The packaging of customized common rail pressure sensors shall not be less than **1000 pieces**.  
 Customized products involve the need of specify logo, the OEM manufacturer needs to provide trademark authorization and the sample of logo image file.

**▲ Once the customized common rail pressure sensor is sold, it cannot be returned or exchanged if there are no quality problems.**

**1.7. 0281006364 Common Rail Pressure Sensor Packing List and Package Size**

**(1) Common Rail Pressure Sensor Spare Parts List**

No.	1	2	3
Image			
Name	Common Rail Pressure Sensor Assembly	White Anti-rust Bag	Inner lining
Description	Common rail pressure sensor assembly	Prevent common rail pressure sensor from	Prevent the common rail pressure sensor from being damaged by external

	number: 0281006364	rusting	forces being damaged by external force
--	--------------------	---------	--

- ⚠ Minors are prohibited from using the common rail pressure sensor assembly, VCI anti-rust bag, and bubble bag to avoid personal injury.
- ⚠ The common rail pressure sensor is disposable installation accessories and need to be replaced for reinstallation.
- ⚠ VCI anti-rust bag and bubble bag are non-degradable materials. Please dispose of them properly after use.
- ⚠ The common rail pressure sensor and installation parts guide tube should be treated with appropriate sealing fuel during installation.

**(2) Common Rail Pressure Sensor Box Size**



No.	Name	Common Rail Pressure Sensor Packing Size (cm)
1	Common Rail Pressure Sensor Box	10*5*4

**1.8. 0281006364 Common Rail Pressure Sensor Testing Standard and Certificate**

Shumatt can provide the factory quality inspection test report of each common rail pressure sensor to ensure that each common rail pressure sensor delivered meets the engine performance indicators.



### 1.9. 0281006364 Common Rail Pressure Sensor Warranty Instructions

#### (1) Product Warranty Conditions and Instructions

It is necessary to provide pictures, videos, or test reports detected by the common rail pressure sensor inspection equipment when the common rail pressure sensor is abnormal during use as evidence to feed back to the salesman.

Abnormal conditions are properly explained such as: 1.Smoke, 2. Engine shake, 3. Difficulty starting the engine, 4. Engine noise, 5. Fuel leakage etc.

#### (2) Common Rail Pressure Sensor Warranty Coverage

Within 15 days after customer receives the 0281006364 common rail pressure sensor, if there is a performance failure and the product has no appearance damage, customer can choose to replace it or repair it;

If the 0281006364 common rail pressure sensor has performance problems during the warranty period (3 months), and it is confirmed that it is product's problems after testing, you can contact our salesmen to replace the same model or a reworked product with the same performance for free;

If the common rail pressure sensor house has obvious scratches, it can only be repaired and it will be returned as it is if the product is confirmed to be fault-free.

**⚠ Tips: For products not covered by warranty, our company can provide paid maintenance services. For products after paid repaired, the same performance problem will have a free warranty period within 3 months from the date of repairing.**

#### (3) Common Rail Pressure Sensor Out of Warranty Coverage

- ① The warranty period has expired and is not covered by the warranty.
- ② Common rail pressure sensor failure caused by high temperature, high pressure, humidity, rain and snow, saline-alkali land, earthquake, and abnormal environment.

- ③ The customer privately disassembles or repairs the common rail pressure sensor, causing the common rail pressure sensor to be damaged.
- ④ Common rail pressure sensor damage caused by human factors (throwing, strong magnetic field magnetization, arson).
- ⑤ Common rail pressure sensor failure or common rail pressure sensor damage caused by non-common rail pressure sensor design, technology, manufacturing, quality and other issues.
- ⑥ Common rail pressure sensor failure caused by system pressure exceeding the approved system pressure.
- ⑦ Common rail pressure sensor failure caused by system voltage exceeding the approved voltage.
- ⑧ Impurities (water, lead, aluminum powder, iron powder, sulfide) in the system fuel exceed the standard requirements and cause common rail pressure sensor failure.
- ⑨ Common rail pressure sensor failure caused by not installing according to the tightening torque specified in the vehicle engine maintenance manual (tightening torque is too large or too small).
- ⑩ Common rail pressure sensor failure caused by failure to follow the installation angle specified in the vehicle engine maintenance manual.
- 11 Common rail pressure sensor failure caused by failure to comply with the cleaning requirements specified in the vehicle engine maintenance manual.
- 12 Common rail pressure sensor failure caused by failure to replace wearing parts in accordance with the requirements specified in the vehicle engine maintenance manual.
- 13 Common rail pressure sensor failure is caused by not following the intake system clearance and exhaust system clearance requirements specified in the vehicle engine maintenance manual.
- 14 Common rail pressure sensor failure is caused by not replacing the wearing parts of the fuel intake system and the clearance between the fuel intake system pipeline and the common rail pressure sensor connection specified in the vehicle engine maintenance manual.

**1.10. 0281006364 Common Rail Pressure Sensor Manufacturer**

**Common Rail Pressure Sensor Manufacturer:** Shenzhen Shumatt Technology Co., Ltd

**2. 0281006364 Common Rail Pressure Sensor Technical Support**

**2.1. 0281006364 Common Rail Pressure Sensor Coding Position**

(1) Example: The common rail pressure sensor code is as follows:

Serial number	Name
A	Common Rail Pressure Sensor



## 2.2. 0281006364 Common Rail Pressure Sensor Installation

### (1) 0281006364 Common Rail Pressure Sensor Installation Precautions:

- ⚠ The replacement of the common rail pressure sensor must strictly follow the electrical system, the approved pressure of the low-pressure fuel intake system, the approved pressure of the high-pressure fuel circuit system, and fuel system replacement consumables requirements (including the low-pressure fuel circuit system filter and the high-pressure fuel circuit) specified in the vehicle engine maintenance manual.
- ⚠ Replacement of wearing parts of the fuel system, cleaning requirements for the connection between the fuel system and the common rail pressure sensor, the fitting clearance of the common rail pressure sensor connection, the installation angle and tightening torque of the common rail pressure sensor, the fitting clearance of the intake system, and the fitting clearance of the exhaust system to ensure the service life of the engine and the normal operation of the common rail pressure sensor.
- ⚠ When installing the common rail pressure sensor on the engine, it is necessary to clean the engine cylinder block, cylinder head and other parts connected to the common rail pressure sensor and ensure that they are clean and free of dust, carbon deposits, water, rust spots, etc.
- ⚠ Before installation, check that the common rail pressure sensor nozzle gasket has been replaced and installed on the common rail pressure sensor.
- ⚠ During installation, apply lubricant between the common rail pressure sensor, the nozzle gasket, and the O-ring.
- ⚠ Failure to replace the new sealing ring gasket may lead to: common rail pressure sensor deformation, fuel leakage, air leakage, serious damage to the common rail pressure sensor, causing the common rail pressure sensor to break and cause engine damage.
- ⚠ When installing the common rail pressure sensor on the engine, please carefully check that the parts related to the installation of the common rail pressure sensor, such as the common rail pressure sensor pressure plate, screws, push rods and other accessories are not deformed, and strictly follow the operating procedures in the engine maintenance manual for installation.



▲ It is forbidden to expose the common rail pressure sensor for a long time in an environment with severe dust pollution and corrosion to iron products.

▲ It is forbidden to expose the common rail pressure sensor for a long time in a strong magnetic field environment.

### 2.3. 0281006364 Common Rail Pressure Sensor Not Working Normally

- (1) There is air in the fuel circuit of the engine fuel system.
- (2) The vehicle common rail pressure sensor supply system is abnormal.
- (3) The engine common rail system is leaking or the pressure limiting valve is damaged.
- (4) The wiring harness connecting the vehicle to the common rail pressure sensor is short-circuited, disconnected, or has poor contact.
- (5) The anti-rust fuel of the common rail pressure sensor solidifies after being left for a long time, causing the internal components to become stuck or the fuel holes to become clogged.

▲ Before installing, carefully check whether other components in the common rail system except the common rail pressure sensor are damaged to prevent the common rail pressure sensor from not working properly after being replaced.

### 2.4. 0281006364 Common Rail Pressure Sensor Causes of Being Damaged

- (1) Didn't operate properly according to engine maintenance manual during disassembly or installation, resulting in damage to the common rail pressure sensor.
- (2) The fuel used for the vehicle does not meet the standard cause damage to the common rail pressure sensor, such as: the water content in the fuel exceeds the standard, iron powder, aluminum powder, sulfide impurities exceed the standard, etc.
- (3) The engine is not regularly maintained according to the engine maintenance manual (please refer to the vehicle maintenance manual for the maintenance mileage). For example, failure to replace the lubricating fuel of the engine system for a long time will cause abnormal wear of the engine, excessive exhaust gas volume or a large amount of carbon deposits inside the engine. The filter is not replaced during maintenance or the replaced filter cannot reach the original filter standard. all above reasons can cause damage to the common rail pressure sensor.
- (4) The abrasion of the common rail pressure sensor produces iron powder and aluminum powder enter the common rail pressure sensor and cause damage to the common rail pressure sensor.
- (5) The deformation and abrasion of fuel tank result in iron powder or aluminum powder entering the common rail pressure sensor and causing damage to the common rail pressure sensor.
- (6) The common rail pressure sensor is damaged due to replacement or adjustment of the relevant parts of the common rail pressure sensor. For example, the valve clearance does not meet the standard after the engine is repaired, the replacement or modification of the wiring harness connected to the common rail pressure sensor fails to meet the original standard.
- (7) The engine is overheated and overloaded for a long-time working result in damage to the common rail pressure sensor.
- (8) The common rail pressure sensor will be damaged naturally at the end of its working life.

(9) The common rail pressure sensor is magnetized (common rail pressure sensor parts' magnetic exceeded) causing the common rail pressure sensor to not work properly.

**⚠ Before replacing the common rail pressure sensor, please check the engine parts carefully according to the engine maintenance manual to avoid the common rail pressure sensor being damaged again after replacement.**

## 2.5. 0281006364 Common Rail Pressure Sensor Technical Support Obtaining Methods

(1) Common Rail Pressure Sensor Technical File, visit <http://shumatt.com> to get the technical file.

(2) Common Rail Pressure Sensor Technical Videos

**Facebook:** Follow <https://www.facebook.com/hison.lito> to get technical support videos, and stay tuned for more information.

**YouTube:** [https://www.youtube.com/channel/UCByvYBx7VjV\\_mAfxh\\_Hu-aw](https://www.youtube.com/channel/UCByvYBx7VjV_mAfxh_Hu-aw) to get the technical videos, constantly follow can get more information.

**Shumatt:** Visit <http://shumatt.com> to get the technical videos.

(3) Common Rail Pressure Sensor Information Query Software

TruckBook Parts EPC APP, Android/Apple App Store download and install, visit <http://shumatt.com> to get the download and installation tutorial

(4) Search the common rail pressure sensor test data through TruckBook Parts EPC APP.

## 3. 0281006364 Common Rail Pressure Sensor Purchase and Delivery

### 3.1. 0281006364 Common Rail Pressure Sensor Purchase Payment Term

**Payment Terms:** T/T, PayPal, Alipay, WeChat

**⚠ Please contact our salesmen for specific payment information.**

### 3.2. 0281006364 Common Rail Pressure Sensor Main Sales Markets

**Common Rail Pressure Sensor Main Sales Markets:** Asia, Europe, North America, South America, Africa etc.

### 3.3. 0281006364 Common Rail Pressure Sensor Declaration Requirements

Shumatt can assist customers to provide the following documents for import customs clearance: contract, invoice, packing list, bill of lading, insurance policy, certificate of origin, etc.

### 3.4. 0281006364 Common Rail Pressure Sensor Shipping Ways

**Destination in China Areas:** SF Express, Debon Express, the corresponding logistics company can be provided according to customer requirements in special cases.

**Destinations Out of China's Areas:** DHL, UPS, FedEx, TNT air, ocean or other shipping methods required by customers

### 3.5. 0281006364 Common Rail Pressure Sensor Lead Time

**Lead Time:** Send out within 3 – 7 working days after receiving payment (Except for special products and

special cases )

**3.6. 0281006364 Common Rail Pressure Sensor Logistics Time for Destination Out of China's Areas**

**DHL Logistics Time:**

Country or Region of Departure	Hong Kong, China	Other Countries or Regions of Asia	Australia and New Zealand	Europe	America	Other Countries
China's Mainland	7 Days	7 Days	8 Days	8 Days	8-12 Days	7-10 Days

**UPS Logistics Time: Country or Region of Departure: China's Mainland**

Country of Destination	Estimated Arrival Time	Country of Destination	Estimated Arrival Time	Country of Destination	Estimated Arrival Time
Japan	3 Days	UK	5-7Days	Egypt	5-7 Days
Turkey	5-7 Days	Singapore	3 Days	Switzerland	5-7 Days
Bahrain	5-7 Days	Latvia	7-10 Days	New Zealand	7-10 Days
Sri Lanka	5-7 Days	Thailand	3 Days	Austria	5-7 Days
Romania	5-7 Days	Vietnam	3-5 Days	Estonia	5-7 Days
Malaysia	3-5 Days	Israel	5-7 Days	Mexico	7-10 Days
France	5-7 Days	America	5-7 Days	United Arab Emirates	5-7 Days
Italy	5-7 Days	Netherlands	5-7 Days	Bengal	7-10 Days
Lebanon	5-7 Days	Philippine	3-5 Days	Greece	7-10 Days
South Korea	3 Days	Spain	5-7 Days	Myanmar	5-7 Days
Canada	5-7 Days	Germany	5-7 Days	Saudi Arabia	7-10 Days
Portugal	5-7 Days	Australia	5-7 Days	South-Africa	7-10 Days
Denmark	5-7 Days	Belgium	5-7 Days	Ukraine	7-10 Days
India	7-10 Days	Qatar	7-10 Days	Poland	5-7 Days
Indonesia	3-5 Days	Morocco	7-10 Days	Pakistan	7-10 Days
Kuwait	7-10 Days	/	/	/	/

**⚠ The logistics time is for reference only and is subject to the actual arrival.**

**3.7. 0281006364 Common Rail Pressure Sensor Packing**

**Domestic Express Packaging:** Usually wrapped in waterproof scotch tape, such as picture No. 1.

**International Express Packaging:** Wrapped with waterproof yellow tape After wrapping the black protective film, such as picture No. 2.

**Pallet Shipping:** Use fumigation free and recycling trays that meet export requirements, and use white wrapping protective film to wrap and bind with cable ties for the outside, such as picture No. 3, also, the products can be packaged according to customers' requirements.

**⚠ The packing tray is made of plastic and can be recycled.**

**⚠ Transparent tape, yellow tape, black wrapping protective film, white wrapping protective film are**

non-degradable materials, please dispose of them properly.


⚠ Minors are prohibited from using transparent tape, yellow tape, black wrapping protective film, and white wrapping protective film to avoid personal injury.



Pic No. 1

**Domestic express packaging:**

Wrapped with Transparent tape



Pic No. 2

**International express packaging:**

Wrapped with yellow tape after wrapping black protective film



Pic No. 3

**Pallet shipment:** Use pallets that meet export requirements and wrap with white plastic wrap and tie.

#### 4. 0281006364 Common Rail Pressure Sensor Storage Standard

##### (1) Choose a Suitable Storage Place

The warehouse and cargo yard where the common rail pressure sensor is stored should be kept clean and dry, and away from the factory buildings that generate harmful gases and dust; do not mix with acids, alkali, salt, and other substances; the storage place should have a good drainage system; the cargo yard should be flattened with gravel or furnace ash etc. to enhance the water permeability of the surface layer to keep the reservoir area dry.

##### (2) Strict Requirements of Warehousing

Strict inspections should be carried out when the common rail pressure sensors are put into storage, the surface cleaning work should be done well to remove water traces, fuel stains, ashes, and other dirt,

remove the rust and do anti-rust treatment in time. Packaged common rail pressure sensors must be protected from damage.

**(3) Keep The Warehouse Dry And Preventing Moisture**

The relative humidity is usually below 70% for the common rail pressure sensors placed in the room, and the corrosion of the common rail pressure sensors is significantly reduced.

Common rail pressure sensors must be stored in the warehouse, and they are forbidden to store in the same warehouse with commodities with high water content.

**(4) Stack Properly**

After the common rail pressure sensor is exposed to rain, the corrosion rate will increase significantly. The purpose of sealing is to isolate the common rail pressure sensor from rainwater and humid air, so the warehouse window should be checked in time to avoid rainwater entering the warehouse.

If the common rail pressure sensor package is damaged, it should be repaired or replaced; when the package is damp, the packaging material should be dried; if the original anti-corrosion and fuel applied at the factory is found to be damaged or dried up, it should be cleaned and re-applied fuel in time.

- ⚠ It is forbidden to leave the common rail pressure sensor exposed in the air for a long time.
- ⚠ It is forbidden to store acids, alkalis, salts, and other substances together with the common rail pressure sensor.
- ⚠ The unpacked common rail pressure sensor must be rust-proof during secondary storage.

**5. Company Information**



Mob/Whatsapp: +86 13410541523

Email : [ruby@shumatt.com](mailto:ruby@shumatt.com)

© 2026 Shenzhen Shumatt Technology Co., Ltd

Tel: +8675523215133


Website : [www.shumatt.com](http://www.shumatt.com)

### 5.1. Company Introduction


**Chinese Name:** 深圳市舒马特科技有限公司

**English Name:** Shenzhen Shumatt Technology Co., Ltd


 **Mob Phone/WeChat:** +86-13410541523

 **HK Telephone:** +852-67653519

 **Telephone:** +86-755-23215133


 **Email:** ruby@shumatt.com

 **Website:** www.shumatt.com

 **Shenzhen Office:** 11-12, Floor 14, Building 13, Qinchengda Building, Exit A, Honglang North Subway Station, Bao'an District, Shenzhen, China's Mainland

 **Shenzhen Office:** Exit C, Qiao Touxu Metro Station, NO. 66 Chongqing Road, Fuhai Avenue, Bao'an District, Shenzhen, China Mainland

 **Hong Kong Office:** Jianfa Street Industrial Zone, Tuen Mun, New Territories, Hong Kong, China

 **After-sales Service Address:** Please contact our salesmen to obtain and provide the corresponding product maintenance reasons (Reference: [1.9. 0281006364 Common Rail Pressure Sensor Warranty Instructions](#))

### 5.2. Salesmen's Contact Information

No.	Name	WeChat/WhatsApp	Email
1	Ruby	+86-13410541523	ruby@shumatt.com
2	Ivy	+86-18025299821	sales@shumatt.com
3	Rebecca	+86-18025349821	sales01@shumatt.com
4	Janny	+86-18028749821	sales02@shumatt.com
5	Sam	+86-13316859821	Sales8@shumatt.com
6	Natalie	+86- 18938945856	sales15@shumatt.com
7	Ada	+86-1342286353	sales5@shumatt.com
8	Hison Li	+86-18318811871	web@shumatt.com
9	Mecca	+86-18938948618	sales11@shumatt.com
10	Eric	+86 18319033618	sales3@shumatt.com
11	Wayne ( Joaquín en español )	+86-13316959821	wayne@shumatt.com
12	Sylvia	+86 18312499884	sales6@shumatt.com

Visit <http://shumatt.com> to obtain the latest information of salesmen

**PS:** Shumatt's sales men's emails are all end with **@shumatt.com**

Mob/Whatsapp: +86 13410541523

Email : [ruby@shumatt.com](mailto:ruby@shumatt.com)

© 2026 Shenzhen Shumatt Technology Co., Ltd

Tel: +8675523215133

Website : [www.shumatt.com](http://www.shumatt.com)

## 6. Copyright Statement

The copyright of any contents (including but not limited to parameters, data, text, charts, images, sounds, or videos, etc.) provided in “**0281006364 Common Rail Pressure Sensor Technical File**” belong to Shenzhen Shumatt Technology Co., Ltd. Without the prior written permission of Shenzhen Shumatt Technology Co., Ltd., you are not allowed to modify any contents in “**0281006364 Common Rail Pressure Sensor Technical File**” in any way. At the same time, any conditions to spread, repost, display the contents of “**0281006364 Common Rail Pressure Sensor Technical File**” should indicate that the cited article is from Shenzhen Shumatt Technology Co., Ltd., Any actions failure to follow above conditions to use “**0281006364 Common Rail Pressure Sensor Technical File**” will violate the “*Copyright Law of the People's Republic of China*” and other laws and regulations and the provisions of relevant international conventions.