

SNS1049 NOx Sensor Technical File

SKU: G1ZK1000SNS1049



SNS1049 NOx Sensor Technical File

Content

1. SNS1049 NOx Sensor Introduction	2
1.1. SNS1049 NOx Sensor Basic Information	2
1.2. SNS1049 NOx Sensor Common Part Number	2
1.3. SNS1049 NOx Sensor Application Information	2
1.4. SNS1049 NOx Sensor Specifications And Dimensions	2
1.5. SNS1049 NOx Sensor Quality Control	2
1.6. SNS1049 NOx Sensor Customized Service	3
1.7. SNS1049 NOx Sensor Packing List and Package Size	3
1.8. SNS1049 NOx sensor Warranty Information	4
1.9. SNS1049 NOx Sensor Manufacturer	4
2. SNS1049 NOx Sensor Technical Support	4
2.1. SNS1049 NOx Sensor SNS1049 Cleaning	4
2.2. SNS1049 NOx Sensor Causes of Being Damaged	5
2.3. SNS1049 NOx Sensor Technical Support Obtaining Methods	5
3. SNS1049 NOx Sensor Purchase and Delivery	5
3.1. SNS1049 NOx Sensor Purchase Payment Term	5
3.2. SNS1049 NOx Sensor Main Sales Markets	6
3.3. SNS1049 NOx Sensor Declaration Requirements	6
3.4. SNS1049 NOx Sensor Shipping Ways	6
3.5. SNS1049 NOx Sensor Lead Time	6
3.6. SNS1049 NOx Sensor Logistics Time for Destination Out of China's Areas	6
3.7. SNS1049 NOx Sensor Packing	7
4. SNS1049 NOx Sensor Storage Standard	7
5. Company Information	8
5.1. Company Introduction	9
5.2. Salesmen's Contact Information	9
6. Copyright Statement	10

SNS1049 NOx Sensor Technical File

1. SNS1049 NOx Sensor Introduction

1.1. SNS1049 NOx Sensor Basic Information

Title	SNS1049 NOx Sensor	Quality
SKU	G1ZK1000SNS1049	China Made New

1.2. SNS1049 NOx Sensor Common Part Number

NOx Sensor Number	NOx Sensor Number	NOx Sensor Number	NOx Sensor Number
SNS1049	/	/	/

1.3. SNS1049 NOx Sensor Application Information

(1) NOx Sensor Application Information

Part Number	OE Number	Engine Model	Car Model
SNS1049	A0009059812	/	/

(2) NOx Sensor Common Writing

SNS1049 ,

1.4. SNS1049 NOx Sensor Specifications And Dimensions

NOx Sensor Net Size: /

NOx Sensor Net Weight: /

NOx Sensor Package Size : 19 cm *12 cm *6 cm

NOx Sensor Package Weight: 0.32kg

NOx Sensor Quality: China Made New

NOx Sensor MOQ: 1 Pieces

1.5. SNS1049 NOx Sensor Quality Control

(1) NOx Sensor Testing

All NOx sensor components undergo accuracy testing, high temperature testing, low temperature testing, pressure resistance testing, leakage testing, durability testing, and testing under various operating conditions.

(2) NOx Sensor Inspection

NOx sensors undergo three rounds of factory inspection: full inspection, random inspection, and batch inspection. Furthermore, the same NOx sensor is tested at least three times using test benches from different brands. All NOx sensor installation and testing are conducted in a clean room environment.

(3) NOx Sensor Assembling

During the assembly of the NOx sensor pin and housing, our company strictly adheres to the standard technical specifications for the gap between the NOx sensor pin and housing to ensure that every NOx sensor meets both factory and usage standards.

1.6. SNS1049 NOx Sensor Customized Service

(1) NOx Sensor Customized Service Coverage:

Meet the customization needs of OEM manufacturers for NOx sensor housings with engraving (logo, model, date, serial number), NOx sensor without engraving, NOx sensor containers, and NOx sensor packaging boxes.

(2) NOx Sensor Customized Service Requirements:

Custom NOx sensor pins (with or without engraving): minimum order of **100 units**.

Custom NOx sensor containers: minimum order of **2000-3000 units**.





Custom NOx sensor packaging boxes: minimum order of **1000 units**.

For customized products involving a specified logo, the OEM manufacturer must provide trademark authorization and a sample logo image file.

▲ Once the customized NOx sensor is sold, it cannot be returned or exchanged if there are no quality problems.

1.7. SNS1049 NOx Sensor Packing List and Package Size

(1) NOx Sensor Spare Parts List

No.	1	2	3
Image			
Name	NOx Sensor	Bubble Wrap	Inner lining
Description	NOx sensor number: SNS1049	Prevent the NOx sensor from being bumped or damaged	Prevent damage to the NOx sensor from external forces
No.	4	5	6
Image		/	/
Name	NOx Sensor Packaging Box	/	/
Description	Contains the NOx sensor and NOx sensor accessories	/	/

▲ Minors are prohibited from using the NOx sensor assembly, VCI anti-rust bag, and bubble bag to avoid personal injury.

▲ Bubble wrap and packaging box are non-degradable materials. Please dispose of them properly

after use.

1.8. SNS1049 NOx sensor Warranty Information

(1) Product Warranty Conditions and Instructions

Provide evidence such as pictures, videos, or test reports from NOx sensor detection equipment showing any abnormalities during use to the sales personnel.

Provide appropriate explanations for any abnormalities, such as: 1. Black smoke emission; 2. Engine vibration; 3. Difficulty starting the engine; 4. Abnormal engine noise; 5. Oil leakage, etc.

(2) NOx Sensor Warranty Scope

If a performance failure occurs within 15 days of receiving the NOx sensor SNS1049, and the product has not suffered any cosmetic damage, the customer may choose to exchange it.

If the NOx sensor SNS1049 experiences a performance problem during the warranty period (3 months), and the problem is confirmed to be a product defect, the customer can contact our sales personnel for a free replacement of the same model.

If the product is confirmed to be fault-free, it will be returned in its original condition.

(3) NOx Sensor Out of Warranty Coverage

- ① The warranty period has expired and is not covered by the warranty.
- ② NOx sensor failure caused by high temperature, high pressure, humidity, rain and snow, saline-alkali land, earthquake, and abnormal environment.
- ③ NOx sensor damage caused by human factors (throwing, strong magnetic field magnetization, arson).
- ④ NOx sensor failure or NOx sensor damage caused by non-NOx sensor design, technology, manufacturing, quality and other issues.
- ⑤ NOx sensor failure caused by system pressure exceeding the approved system pressure.
- ⑥ Impurities (water, lead, aluminum powder, iron powder, sulfide) in the system fuel exceed the standard requirements and cause NOx sensor failure.
- ⑦ NOx sensor failure caused by not installing according to the tightening torque specified in the vehicle engine maintenance manual (tightening torque is too large or too small).
- ⑧ NOx sensor failure caused by failure to follow the installation angle specified in the vehicle engine maintenance manual.
- ⑨ NOx sensor failure caused by failure to comply with the cleaning requirements specified in the vehicle engine maintenance manual.
- ⑩ NOx sensor failure caused by failure to replace wearing parts in accordance with the requirements specified in the vehicle engine maintenance manual.

1.9. SNS1049 NOx Sensor Manufacturer

NOx Sensor Manufacturer: Shenzhen Shumatt Technology Co., Ltd

2. SNS1049 NOx Sensor Technical Support

2.1. SNS1049 NOx Sensor SNS1049 Cleaning

- (1) Before installation, clean the NOx sensor in an ultrasonic cleaner for 3-5 minutes to remove stains,

dust, powder, rust-preventive oil oxides, paraffin bases, naphthenic groups, intermediate groups, salts, lead naphthenate, zinc naphthenate, sodium petroleum sulfonate, barium petroleum sulfonate, calcium petroleum sulfonate, trioleic tallow diamine, and rosin amine adhering to the surface of the NOx sensor.

- (2) Use compressed air to remove the cleaning solution adhering to the surface of the NOx sensor after cleaning to meet the usage standards.

2.2. SNS1049 NOx Sensor Causes of Being Damaged

- (1) NOx sensor failure caused by impurities in fuel (water, lead, aluminum powder, iron powder, sulfides) exceeding standard requirements.
- (2) NOx sensor experiences normal wear due to prolonged operation under high temperature.
- (3) NOx sensor needle wear results in oil hole blockage, insufficient fuel injection, and abnormal operation of the oil pump.
- (4) NOx sensor nozzle wear leads to increased fuel delivery of the oil pump, causing black smoke from the vehicle, and in severe cases, abnormal operation of the oil pump.
- (5) Seizure or unstable movement of the NOx sensor needle may cause severe damage to the NOx sensor.
- (6) Rusting of the NOx sensor spring leads to spring fracture, causing black smoke from the vehicle.
- (7) Wear of the NOx sensor spring adjustment washer reduces the opening pressure of the NOx sensor, resulting in increased fuel delivery of the oil pump, black smoke from the vehicle, and in severe cases, abnormal operation of the oil pump.
- (8) Wear of the NOx sensor needle lift adjustment washer increases the stroke of the NOx sensor needle valve, leading to increased fuel delivery of the oil pump, black smoke from the vehicle, and in severe cases, abnormal operation of the oil pump.
- (9) NOx sensor head cracks due to prolonged high-intensity operation of the NOx sensor under high temperature.

2.3. SNS1049 NOx Sensor Technical Support Obtaining Methods

- (1) NOx Sensor Technical File, visit <http://shumatt.com> to get the technical file.
- (2) NOx Sensor Technical Videos

Facebook: Follow <https://www.facebook.com/hison.lito> get technical support videos, and stay tuned for more information.

YouTube: https://www.youtube.com/channel/UCByvYBx7VjV_mAfxh_Hu-aw to get the technical videos, constantly follow can get more information.

Shumatt: Visit <http://shumatt.com> to get the technical videos.

- (3) NOx Sensor Information Query Software

TruckBook Parts EPC APP, Android/Apple App Store download and install, visit <http://shumatt.com> to get the download and installation tutorial

- (4) Search the NOx sensor test data through TruckBook Parts EPC APP.

3. SNS1049 NOx Sensor Purchase and Delivery

3.1. SNS1049 NOx Sensor Purchase Payment Term

Payment Terms: T/T, PayPal, Alipay, WeChat

▲ Please contact our salesmen for specific payment information.

3.2. SNS1049 NOx Sensor Main Sales Markets

NOx Sensor Main Sales Markets: Asia, Europe, North America, South America, Africa etc.

3.3. SNS1049 NOx Sensor Declaration Requirements

Shumatt can assist customers to provide the following documents for import customs clearance: contract, invoice, packing list, bill of lading, insurance policy, certificate of origin, etc.

3.4. SNS1049 NOx Sensor Shipping Ways

Destination in China Areas: SF Express, Debon Express, the corresponding logistics company can be provided according to customer requirements in special cases.

Destinations Out of China’s Areas: DHL, UPS, FedEx, TNT air, ocean or other shipping methods required by customers.

3.5. SNS1049 NOx Sensor Lead Time

Lead Time: Send out within 3 – 7 working days after receiving payment (Except for special products and special cases) .

3.6. SNS1049 NOx Sensor Logistics Time for Destination Out of China’s Areas

DHL Logistics Time:

Country or Region of Departure	Hong Kong, China	Other Countries or Regions of Asia	Australia and New Zealand	Europe	America	Other Countries
China’s Mainland	7 Days	7 Days	8 Days	8 Days	8-12 Days	7-10 Days

UPS Logistics Time: Country or Region of Departure: China’s Mainland

Country of Destination	Estimated Arrival Time	Country of Destination	Estimated Arrival Time	Country of Destination	Estimated Arrival Time
Japan	3 Days	UK	5-7Days	Egypt	5-7 Days
Turkey	5-7 Days	Singapore	3 Days	Switzerland	5-7 Days
Bahrain	5-7 Days	Latvia	7-10 Days	New Zealand	7-10 Days
Sri Lanka	5-7 Days	Thailand	3 Days	Austria	5-7 Days
Romania	5-7 Days	Vietnam	3-5 Days	Estonia	5-7 Days
Malaysia	3-5 Days	Israel	5-7 Days	Mexico	7-10 Days
France	5-7 Days	America	5-7 Days	United Arab Emirates	5-7 Days
Italy	5-7 Days	Netherlands	5-7 Days	Bengal	7-10 Days
Lebanon	5-7 Days	Philippine	3-5 Days	Greece	7-10 Days
South Korea	3 Days	Spain	5-7 Days	Myanmar	5-7 Days
Canada	5-7 Days	Germany	5-7 Days	Saudi Arabia	7-10 Days
Portugal	5-7 Days	Australia	5-7 Days	South Africa	7-10 Days
Denmark	5-7 Days	Belgium	5-7 Days	Ukraine	7-10 Days
India	7-10 Days	Qatar	7-10 Days	Poland	5-7 Days
Indonesia	3-5 Days	Morocco	7-10 Days	Pakistan	7-10 Days
Kuwait	7-10 Days	/	/	/	/

▲ The logistics time is for reference only and is subject to the actual arrival

Mob/Whatsapp: +86 13410541523

Tel: +8675523215133

Email : ruby@shumatt.com

Website : www.shumatt.com

© 2026 Shenzhen Shumatt Technology Co., Ltd

3.7. SNS1049 NOx Sensor Packing

Domestic Express Packaging: Usually wrapped in waterproof scotch tape, such as picture No. 1.


International Express Packaging: Wrapped with waterproof yellow tape After wrapping the black protective film, such as picture No. 2.

Pallet Shipping: Use fumigation free and recycling trays that meet export requirements, and use white wrapping protective film to wrap and bind with cable ties for the outside, such as picture No. 3, also, the products can be packaged according to customers' requirements.

⚠ The packing tray is made of plastic and can be recycled.


⚠ Transparent tape, yellow tape, black wrapping protective film, white wrapping protective film are non-degradable materials, please dispose of them properly.

⚠ Minors are prohibited from using transparent tape, yellow tape, black wrapping protective film, and white wrapping protective film to avoid personal injury.



Pic No. 1

Domestic express packaging:
Wrapped with Transparent tape



Pic No. 2

International express packaging:
Wrapped with yellow tape after wrapping black protective film



Pic No. 3

Pallet shipment: Use pallets that meet export requirements and wrap with white plastic wrap and tie.

4. SNS1049 NOx Sensor Storage Standard

(1) Choose a Suitable Storage Place

The warehouse and cargo yard where the NOx sensor is stored should be kept clean and dry, and away from the factory buildings that generate harmful gases and dust; do not mix with acids, alkali, salt, and

other substances; the storage place should have a good drainage system; the cargo yard should be flattened with gravel or furnace ash etc. to enhance the water permeability of the surface layer to keep the reservoir area dry.

(2) Strict Requirements of Warehousing

Strict inspections should be carried out when the NOx sensors are put into storage, the surface cleaning work should be done well to remove water traces, fuel stains, ashes, and other dirt, remove the rust and do anti-rust treatment in time. Packaged NOx sensors must be protected from damage.

(3) Keep The Warehouse Dry And Preventing Moisture

The relative humidity is usually below 70% for the NOx sensors placed in the room, and the corrosion of the NOx sensors is significantly reduced.

NOx sensors must be stored in the warehouse, and they are forbidden to store in the same warehouse with commodities with high water content.

(4) Stack Properly

After the NOx sensor is exposed to rain, the corrosion rate will increase significantly. The purpose of sealing is to isolate the NOx sensor from rainwater and humid air, so the warehouse window should be checked in time to avoid rainwater entering the warehouse.

If the NOx sensor package is damaged, it should be repaired or replaced; when the package is damp, the packaging material should be dried; if the original anti-corrosion and fuel applied at the factory is found to be damaged or dried up, it should be cleaned and re-applied fuel in time.

⚠ It is forbidden to leave the NOx sensor exposed in the air for a long time.

⚠ It is forbidden to store acids, alkalis, salts, and other substances together with the NOx sensor.

⚠ The unpacked NOx sensor must be rust-proof during secondary storage.

5. Company Information




5.1. Company Introduction

Chinese Name: 深圳市舒马特科技有限公司

English Name: Shenzhen Shumatt Technology Co., Ltd


 **Mob Phone/WeChat:** +86-13410541523

 **HK Telephone:** +852-67653519

 **Telephone:** +86-755-23215133


 **Email:** ruby@shumatt.com

 **Website:** www.shumatt.com

 **Shenzhen Office:** 11-12, Floor 14, Building 13, Qinchengda Building, Exit A, Honglang North Subway Station, Bao'an District, Shenzhen, China's Mainland

 **Shenzhen Office:** Exit C, Qiao Touxu Metro Station, NO. 66 Chongqing Road, Fuhai Avenue, Bao'an District, Shenzhen, China Mainland

 **Hong Kong Office:** Jianfa Street Industrial Zone, Tuen Mun, New Territories, Hong Kong, China

 **After-sales Service Address:** Please contact our salesmen to obtain and provide the corresponding product maintenance reasons (Reference: [1.9. SNS1049 NOx Sensor Warranty Instructions](#))

5.2. Salesmen's Contact Information

No.	Name	WeChat/WhatsApp	Email
1	Ruby	+86-13410541523	ruby@shumatt.com
2	Ivy	+86-18025299821	sales@shumatt.com
3	Rebecca	+86-18025349821	sales01@shumatt.com
4	Janny	+86-18028749821	sales02@shumatt.com
5	Sam	+86-13316859821	Sales8@shumatt.com
6	Natalie	+86-18938945856	sales15@shumatt.com
7	Ada	+86-1342286353	sales5@shumatt.com
8	Hison Li	+86-18318811871	web@shumatt.com
9	Mecca	+86-18938948618	sales11@shumatt.com

Mob/Whatsapp: +86 13410541523

Email : ruby@shumatt.com

© 2026 Shenzhen Shumatt Technology Co., Ltd

Tel: +8675523215133

Website : www.shumatt.com

10	Eric	+86 18319033618	sales3@shumatt.com
11	Wayne (Joaquín en español)	+86-13316959821	wayne@shumatt.com
12	Sylvia	+86 18312499884	sales6@shumatt.com
Visit http://shumatt.com to obtain the latest information of salesmen			
PS: Shumatt's sales men's emails are all end with @shumatt.com			

6. Copyright Statement

The copyright of any contents (including but not limited to parameters, data, text, charts, images, sounds, or videos, etc.) provided in "*SNS1049 NOx Sensor Technical File*" belong to Shenzhen Shumatt Technology Co., Ltd. Without the prior written permission of Shenzhen Shumatt Technology Co., Ltd., you are not allowed to modify any contents in "*SNS1049 NOx Sensor Technical File*" in any way. At the same time, any conditions to spread, repost, display the contents of "*SNS1049 NOx Sensor Technical File*" should indicate that the cited article is from Shenzhen Shumatt Technology Co., Ltd., Any actions failure to follow above conditions to use "*SNS1049 NOx Sensor Technical File*" will violate the "*Copyright Law of the People's Republic of China*" and other laws and regulations and the provisions of relevant international conventions.